



UNIVERSITY OF  
EDUCATION, WINNEBA

A 3D bar chart with three bars of increasing height and a 3D pie chart with three slices are positioned over a background of a spreadsheet and a bar chart. The bar chart has three bars of increasing height. The pie chart has three slices of varying sizes. The background features a spreadsheet with numerical data and a bar chart with multiple bars.

**Congregation**

# **BASIC STATISTICS**

2023



# 27TH CONGREGATION - FIRST SESSION

## SUMMARY GRADUATION STATISTICS

<b>Overall Awards</b>			
Award	Male	Female	Total
Diploma	173	212	385
First Degree	7,553	4,137	11,690
Postgraduate Diploma	19	11	30
Master's Degree	506	366	872
PhD	15	4	19
<b>Total</b>	<b>8,266</b>	<b>4,730</b>	<b>12,996</b>
<b>First Degree Awards</b>			
Award	Male	Female	Total
First Class	408	196	604
Second Class Upper	2,121	1,336	3,457
Second Class Lower	2,871	1,560	4,431
Third Class	1,670	835	2,505
Pass	483	210	693
<b>Total</b>	<b>7,553</b>	<b>4,137</b>	<b>11,690</b>
<b>Diploma Awards</b>			
Award	Male	Female	Total
Distinction	16	25	41
Credit	108	104	212
Pass	45	37	82
<b>Total</b>	<b>169</b>	<b>166</b>	<b>335</b>

## Contents

TABLE 1: APPLICATION FOR ADMISSION BY SEX AND FACULTY/ DEPARTMENT, 2021/2022 .....	6
TABLE 2: APPLICANTS QUALIFIED FOR ADMISSION BY SEX AND FACULTY, 2021/2022. ....	9
TABLE 3: ADMISSION OFFERED BY SEX AND FACULTY, 2021/2022.....	13
TABLE 4: NEW ENTRANTS BY SEX AND FACULTY, 2021/2022.....	16
TABLE 5: SUMMARY OF FULL-TIME STUDENTS' ENROLMENT (BOTH UNDERGRADUATES AND POST-GRADUATES), 2021/2022 .....	20
TABLE 6: FULL-TIME UNDERGRADUATE STUDENTS' ENROLMENT - 2021/2022 .....	21
A. FACULTY OF SOCIAL SCIENCES EDUCATION (UNDERGRADUATES).....	21
B. SCHOOL OF BUSINESS (UNDERGRADUATES).....	21
C. FACULTY OF EDUCATIONAL STUDIES (UNDERGRADUATES).....	22
D. FACULTY OF FOREIGN LANGUAGES EDUCATION AND COMMUNICATION.....	22
E. FACULTY OF GHANAIAI LANGUAGES EDUCATION.....	22
F. FACULTY OF GHANAIAI LANGUAGES EDUCATION.....	23
G. SCHOOL OF CREATIVE ARTS (UNDERGRADUATES).....	24
H. FACULTY OF HOME ECONOMICS EDUCATION (UNDERGRADUATES).....	24
I. FACULTY OF SCIENCE EDUCATION (UNDERGRADUATES).....	25
TABLE 7: FULL-TIME POSTGRADUATE STUDENTS' ENROLMENT - 2021/2022 .....	26
A. FACULTY OF SOCIAL SCIENCE EDUCATION (POSTGRADUATES).....	26
B. FACULTY OF EDUCATIONAL STUDIES (POSTGRADUATES).....	26
B. FACULTY OF GHANAIAI LANGUAGES EDUCATION.....	27
C. FACULTY OF FOREIGN LANGUAGES EDUCATION AND COMMUNICATION (POSTGRADUATES)....	28
D. FACULTY OF FOREIGN LANGUAGES EDUCATION AND COMMUNICATION (POSTGRADUATES)....	28
E. SCHOOL OF CREATIVE ARTS (POSTGRADUATES).....	28
F. SCHOOL OF BUSINESS (POSTGRADUATES).....	29

G. FACULTY OF HOME ECONOMICS EDUCATION (POSTGRADUATES).....	29
H. FACULTY OF SCIENCE EDUCATION (POSTGRADUATES).....	30
TABLE 8A: DISTANCE STUDENTS' ENROLMENT, 2021/2022 .....	31
TABLE 8B: DISTANCE STUDENTS' ENROLMENT, 2021/2022 .....	46
TOTAL DISTANCE EDUCATION STUDENTS BY STUDY CENTRES (ALL PROGRAMME), 2021/2022 .....	46
TABLE 9: STUDENTS' ENROLMENT FOR SANDWICH PROGRAMMES BY SEX AND FACULTY, (2021 SANDWICH SESSION) .....	49
TABLE 10: SUMMARY OF STUDENTS' ENROLMENT, 2021/2022.....	51
TABLE 11: TREND IN FULL-TIME STUDENTS' ENROLMENT BY SEX 1992/1993 - 2021/2022.....	53
TABLE 12: TREND IN OVERALL STUDENTS' ENROLMENT BY MODE OF STUDY, 2004/2005 – 2021/2022.....	54
TABLE 13: STUDENTS' RESIDENTIAL STATUS BY CAMPUS AND HALL, 2021/2022.....	55
TABLE 14A: FIRST DEGREE AWARDS BY CLASS AND SEX, 2020/2021 (SECOND SESSION - 26TH CONGREGATION) .....	56
TABLE 15A: DIPLOMAS AWARDED BY CLASS AND SEX, 2021/2022 (SECOND SESSION - 26TH CONGREGATION) .....	63
TABLE 16A: POSTGRADUATE DEGREE AWARDS BY PROGRAMME .....	66
AND SEX, 2021/2022 (SECOND SESSION, 26TH CONGREGATION) .....	66
TABLE 17A: TREND IN GRADUATE OUTPUT 1992/1993 - 2020/2021 (26TH CONGREGATION). .....	69
TABLE 14: FIRST DEGREE AWARDS BY CLASS AND SEX, 2021/2022 (FIRST SESSION – 27TH CONGREGATION).....	70
TABLE 15: DIPLOMAS AND CERTIFICATES AWARDED BY CLASS AND SEX, 2021/2022. ....	70
TABLE 17: TREND IN GRADUATE OUTPUT 1992/93 - 2021/2022.....	70
TABLE 15: DIPLOMAS AND CERTIFICATES AWARDED BY CLASS AND SEX, 2021/2022. ....	73
TABLE 16: POSTGRADUATE DEGREE AWARDS BY PROGRAMME AND SEX, 2021/2022. ....	74
TABLE 17: TREND IN GRADUATE OUTPUT 1992/93 - 2021/2022.....	77
TABLE 18: FULL-TIME ACADEMIC STAFF BY SEX, DEPARTMENT AND FACULTY, 2021/2022 .....	78
TABLE 19: NON-TEACHING STAFF BY SEX, TEACHING DEPARTMENTS AND FACULTY, 2021/2022.....	82
TABLE 20 : NON-TEACHING STAFF BY SEX, CENTRAL ADMINISTRATION AND SUPPORT UNITS,	

2021/2022.....	84
A. WINNEBA CAMPUS	84
B. AJUMAKO CAMPUS	85
TABLE 21: STATUS REPORT ON ON-GOING PROJECT AS AT OCTOBER 31, 2022 ..	85
A. WINNEBA (NORTH CAMPUS)	85
B. AJUMAKO CAMPUS	86
CODEL STUDY CENTRES	86
TABLE 22: FACILITIES AT THE LIBRARY (AS AT OCTOBER 31, 2022) ..	86
A. WINNEBA CAMPUS	86
B. AJUMAKO CAMPUS	87

## Figures

FIGURE 1: NEW ENTRANTS BY FACULTY AND SEX, 2021/2022 .....	19
FIGURE 2: SUMMARY OF FULL-TIME STUDENTS' ENROLMENT, 2021/2022 .....	20
FIGURE 3: DISTANCE STUDENTS' ENROLMENT BY STUDY CENTRES, 2021/2022. ....	47
FIGURE 4: DISTANCE STUDENTS' ENROLMENT BY SEX, 2021/2022.. ....	48
FIGURE 5: SUMMARY OF STUDENTS' ENROLMENT BY PROGRAMME AND MODE OF STUDY, 2021/2022	51
FIGURE 6: SUMMARY OF OVERALL STUDENTS' ENROLMENT BY SEX, 2021/2022....	52
FIGURE 7: SUMMARY OF OVERALL STUDENTS' ENROLMENT BY MODE OF STUDY, 2021/2022...	52
FIGURE 8: TREND IN FULL-TIME STUDENTS' ENROLMENT BY SEX 1992/1993 - 2021/2022...	53
FIGURE 9: TREND IN STUDENTS' ENROLMENT BY MODE OF STUDY, 2004/2005 - 2021/2022 .....	54
FIGURE 10: STUDENTS' RESIDENTIAL ACCOMMODATION, 2021/2022.. ....	55
FIGURE 11: FIRST DEGREE AWARDS BY CLASS, 2021/2022 .....	73
FIGURE 12: TREND IN GRADUATE OUTPUT, 1992/93 - 2021/2022. ....	77
FIGURE 13: ACADEMIC STAFF PYRAMID, 2021/2022 .....	81

**TABLE 1: APPLICATION FOR ADMISSION BY SEX AND FACULTY/ DEPARTMENT, 2021/2022**

FACULTY / DEPT	GENDER	NON-DEGREE		FIRST DEGREE	POSTGRADUATE PROGRAMMES						GRAND TOTAL	
		CERT. PROGS	DIPLOMA PROGS		PG CERT.	PG. DIPLOMA	MA	M Ed	M.B.A	MPHIL		PHD
Social Sciences Education												
Social Studies Education	M			505				0		87	12	604
	F			513				2		31	9	555
	T			<b>1018</b>				<b>2</b>		<b>118</b>	<b>21</b>	<b>1159</b>
History Education	M			150						11		161
	F			83						3		86
	T			<b>233</b>						<b>14</b>		<b>247</b>
Geography Education	M			529						56		585
	F			183						9		192
	T			<b>712</b>						<b>65</b>		<b>777</b>
Political Education	M			965						49		1014
	F			462						9		471
	T			<b>1427</b>						<b>58</b>		<b>1485</b>
Centre for African Studies	M			23								23
	F			11								11
	T			<b>34</b>								<b>34</b>
Economics Education	M			386						45		431
	F			129						8		137
	T			<b>515</b>						<b>53</b>		<b>568</b>
Conflict, Human Right and Peace Studies	M						16			45		61
	F						2			13		15
	T						<b>18</b>			<b>58</b>		<b>76</b>
Sub-Total	M			2558			16	0		293	12	2879
	F			1381			2	2		73	9	1467
	T			<b>3939</b>			<b>18</b>	<b>2</b>		<b>366</b>	<b>21</b>	<b>4346</b>
School of Business												
Accounting	M			409					25	20		454
	F			166					13	6		185
	T			<b>575</b>					<b>38</b>	<b>26</b>		<b>639</b>
Department of Applied Finance and Policy Management	M			65					27	16		108
	F			37					12	5		54
	T			<b>102</b>					<b>39</b>	<b>21</b>		<b>162</b>
Marketing, Purchasing and Supply Chain Management	M			151					13	28		192
	F			141					5	8		154
	T			<b>292</b>					<b>18</b>	<b>36</b>		<b>346</b>
Management Sciences	M			343					33	8		384
	F			241					28	7		276
	T			<b>584</b>					<b>61</b>	<b>15</b>		<b>660</b>
Sub-Total	M			968					98	72		1,138
	F			585					58	26		669
	T			<b>1,553</b>					<b>156</b>	<b>98</b>		<b>1,807</b>
Home Economics Education												
BSc. Family Life Management Education	M			3						1		4
	F			14						0		14
	T			<b>17</b>						<b>1</b>		<b>18</b>
B.Sc. Clothing and Textiles Education	M			3						2		5
	F			75						11		86
	T			<b>78</b>						<b>13</b>		<b>91</b>



**TABLE 1 (CON'T)**

<b>BSc. Food and Nutrition Education</b>	<b>M</b>			11					1		12
	<b>F</b>			235					20		255
	<b>T</b>			246					21		267
<b>BSc. Integrated Home Economics Education</b>	<b>M</b>			4							4
	<b>F</b>			134							134
	<b>T</b>			<b>138</b>							<b>138</b>
<b>Sub-Total</b>	<b>M</b>			21					4		25
	<b>F</b>			458					31		489
	<b>T</b>			<b>479</b>					<b>35</b>		<b>514</b>
<b>Science Education</b>											
<b>Health Administration And Education</b>	<b>M</b>			106							106
	<b>F</b>			170							170
	<b>T</b>			<b>276</b>							<b>276</b>
<b>Mathematics Education</b>	<b>M</b>			665					135	12	812
	<b>F</b>			139					24	0	163
	<b>T</b>			<b>804</b>					<b>159</b>	<b>12</b>	<b>975</b>
<b>ICT</b>	<b>M</b>			792					89		881
	<b>F</b>			71					11		82
	<b>T</b>			<b>863</b>					<b>100</b>		<b>963</b>
<b>Chemistry</b>	<b>M</b>			77					20		97
	<b>F</b>			14					5		19
	<b>T</b>			<b>91</b>					<b>25</b>		<b>116</b>
<b>Physics</b>	<b>M</b>			103							103
	<b>F</b>			7							7
	<b>T</b>			<b>110</b>							<b>110</b>
<b>Biology</b>	<b>M</b>			122					24		146
	<b>F</b>			63					10		73
	<b>T</b>			<b>185</b>					<b>34</b>		<b>219</b>
<b>Integrated Science</b>	<b>M</b>			388					71		459
	<b>F</b>			239					15		254
	<b>T</b>			<b>627</b>					<b>86</b>		<b>713</b>
<b>Science Education</b>	<b>M</b>									8	8
	<b>F</b>									1	1
	<b>T</b>									<b>9</b>	<b>9</b>
<b>HPERS</b>	<b>M</b>			399					41		440
	<b>F</b>			75					13		88
	<b>T</b>			<b>474</b>					<b>54</b>		<b>528</b>
<b>Sub-Total</b>	<b>M</b>			2652					380	20	3052
	<b>F</b>			778					78	1	857
	<b>T</b>			<b>3430</b>					<b>458</b>	<b>21</b>	<b>3909</b>
<b>School of Creative Arts</b>											
<b>Art Education</b>	<b>M</b>		24	452		12			52		540
	<b>F</b>		15	156		6			25		202
	<b>T</b>		<b>39</b>	<b>608</b>		<b>18</b>			<b>77</b>		<b>742</b>
<b>Graphic Design</b>	<b>M</b>		38	471		30					539
	<b>F</b>		7	90		5					102
	<b>T</b>		<b>45</b>	<b>561</b>		<b>35</b>					<b>641</b>
<b>Theatre Arts</b>	<b>M</b>		16	53		2			3		74
	<b>F</b>		13	71		0			5		89
	<b>T</b>		<b>29</b>	<b>124</b>		<b>2</b>			<b>8</b>		<b>163</b>
<b>Fashion and Textiles</b>	<b>M</b>			32					20		52
	<b>F</b>			131					18		149
	<b>T</b>			<b>163</b>					<b>38</b>		<b>201</b>
<b>Music Education</b>	<b>M</b>		31	225					46	22	324
	<b>F</b>		3	57					10	10	80
	<b>T</b>		<b>34</b>	<b>282</b>					<b>56</b>	<b>32</b>	<b>404</b>

**TABLE 1 (CON'T)**

<b>Sub-Total</b>	<b>M</b>		109	1233		42	2			121	22	1529
	<b>F</b>		38	505		11	0			58	10	622
	<b>T</b>		<b>147</b>	<b>1738</b>		<b>53</b>	<b>2</b>			<b>179</b>	<b>32</b>	<b>2151</b>
<b>Educational Studies</b>												
<b>Early Childhood Education</b>	<b>M</b>			35						47		82
	<b>F</b>			277						84		361
	<b>T</b>			<b>312</b>						<b>131</b>		<b>443</b>
<b>Educational Admin. and Management</b>	<b>M</b>									63	14	77
	<b>F</b>									58	14	72
	<b>T</b>									<b>121</b>	<b>28</b>	<b>149</b>
<b>Educational Foundations</b>	<b>M</b>									22		22
	<b>F</b>									4		4
	<b>T</b>									<b>26</b>		<b>26</b>
<b>Counselling Psychology</b>	<b>M</b>			144						117	10	271
	<b>F</b>			105						58	4	167
	<b>T</b>			<b>249</b>						<b>175</b>	<b>14</b>	<b>438</b>
<b>Special Education</b>	<b>M</b>		40	155						41	5	241
	<b>F</b>		84	253						17	6	360
	<b>T</b>		<b>124</b>	<b>408</b>						<b>58</b>	<b>11</b>	<b>601</b>
<b>Basic Education</b>	<b>M</b>			363						62		425
	<b>F</b>			468						36		504
	<b>T</b>			<b>831</b>						<b>98</b>		<b>929</b>
<b>Sub-Total</b>	<b>M</b>		40	697						352	29	1118
	<b>F</b>		84	1103						257	24	1468
	<b>T</b>		<b>124</b>	<b>1800</b>						<b>609</b>	<b>53</b>	<b>2586</b>

**TABLE 2: APPLICANTS QUALIFIED FOR ADMISSION BY SEX AND FACULTY, 2021/2022**

FACULTY / DEPT	GENDER	NON-DEGREE		FIRST DEGREE	POSTGRADUATE PROGRAMMES						GRAND TOTAL	
		CERT. PROGS	DIPLOMA PROGS		PG CERT.	PG. DI- PLOMA	MA	M Ed	M.B.A	MPHIL		PHD
<b>Social Sciences Education</b>												
<b>Social Studies Education</b>	M			505				0		87	12	604
	F			513				2		31	9	555
	T			1018				2		118	21	1159
<b>History Education</b>	M			150						11		161
	F			83						3		86
	T			233						14		247
<b>Geography Education</b>	M			529						56		585
	F			183						9		192
	T			712						65		777
<b>Political Education</b>	M			965						49		1014
	F			462						9		471
	T			1427						58		1485
<b>Centre for African Studies</b>	M			23								23
	F			11								11
	T			34								34
<b>Economics Education</b>	M			386						45		431
	F			129						8		137
	T			515						53		568
<b>Conflict, Human Right and Peace Studies</b>	M						16			45		61
	F						2			13		15
	T						18			58		76
<b>Sub-Total</b>	M			2558			16	0		293	12	2879
	F			1381			2	2		73	9	1467
	T			3939			18	2		366	21	4346
<b>School of Business</b>												
<b>Accounting</b>	M			409					25	20		454
	F			166					13	6		185
	T			575					38	26		639
<b>Department of Applied Finance and Policy Management</b>	M			65					27	16		108
	F			37					12	5		54
	T			102					39	21		162
<b>Marketing, Purchasing and Supply Chain Management</b>	M			151					13	28		192
	F			141					5	8		154
	T			292					18	36		346
<b>Management Sciences</b>	M			343					33	8		384
	F			241					28	7		276
	T			584					61	15		660
<b>Sub-Total</b>	M			968					98	72		1,138
	F			585					58	26		669
	T			1,553					156	98		1,807
<b>Home Economics Education</b>												
<b>BSc. Family Life Management Education</b>	M			3						1		4
	F			14						0		14
	T			17						1		18
<b>B.Sc. Clothing and Textiles Education</b>	M			3						2		5
	F			75						11		86
	T			78						13		91
<b>BSc. Food and Nutrition Education</b>	M			11						1		12
	F			235						20		255
	T			246						21		267

**TABLE 2 (CON'T)**

FACULTY / DEPT	GENDER	NON-DEGREE		FIRST DEGREE	POSTGRADUATE PROGRAMMES							GRAND TOTAL	
		CERT. PROGS	DIPLOMA PROGS		PG CERT.	PG. DIPLOMA	MA	M Ed	M.B.A	MPHIL	PHD		
BSc. Integrated Home Economics Education	M			4									4
	F			134									134
	T			138									138
Sub-Total	M			21							4		25
	F			458							31		489
	T			479							35		514
<b>Science Education</b>													
Health Administration And Education	M			106									106
	F			170									170
	T			276									276
Mathematics Education	M			665						135	12		812
	F			139						24	0		163
	T			804						159	12		975
ICT	M			792							89		881
	F			71							11		82
	T			863							100		963
Chemistry	M			77							20		97
	F			14							5		19
	T			91							25		116
Physics	M			103									103
	F			7									7
	T			110									110
Biology	M			122						24			146
	F			63						10			73
	T			185						34			219
Integrated Science	M			388							71		459
	F			239							15		254
	T			627							86		713
Science Education	M											8	8
	F											1	1
	T											9	9
HPERS	M			399							41		440
	F			75							13		88
	T			474							54		528
Sub-Total	M			2652							380	20	3052
	F			778							78	1	857
	T			3430							458	21	3909
<b>School of Creative Arts</b>													
Art Education	M		24	452		12					52		540
	F		15	156		6					25		202
	T		39	608		18					77		742
Graphic Design	M		38	471		30							539
	F		7	90		5							102
	T		45	561		35							641
Theatre Arts	M		16	53			2				3		74
	F		13	71			0				5		89
	T		29	124			2				8		163
Fashion and Textiles	M			32							20		52
	F			131							18		149
	T			163							38		201
Music Education	M		31	225							46	22	324
	F		3	57							10	10	80
	T		34	282							56	32	404

**TABLE 2 (CON'T)**

FACULTY / DEPT	GENDER	NON-DEGREE		FIRST DEGREE	POSTGRADUATE PROGRAMMES							GRAND TOTAL	
		CERT. PROGS	DIPLOMA PROGS		PG CERT.	PG. DIPLOMA	MA	M Ed	M.B.A	MPHIL	PHD		
Sub-Total	M		109	1233		42	2				121	22	1529
	F		38	505		11	0				58	10	622
	T		147	1738		53	2				179	32	2151
Educational Studies													
Early Childhood Education	M			35							47		82
	F			277							84		361
	T			312							131		443
Educational Admin. and Management	M										63	14	77
	F										58	14	72
	T										121	28	149
Educational Foundations	M										22		22
	F										4		4
	T										26		26
Counselling Psychology	M			144							117	10	271
	F			105							58	4	167
	T			249							175	14	438
Special Education	M		40	155							41	5	241
	F		84	253							17	6	360
	T		124	408							58	11	601
Basic Education	M			363							62		425
	F			468							36		504
	T			831							98		929
Sub-Total	M		40	697							352	29	1118
	F		84	1103							257	24	1468
	T		124	1800							609	53	2586
Akan-Nzema	M			259									259
	F			234									234
	T			493									493
Ga-Dangme	M			35									35
	F			58									58
	T			93									93

**TABLE 2 (CON'T)**

FACULTY / DEPT	GENDER	NON-DEGREE			POSTGRADUATE PROGRAMMES							GRAND TOTAL	
		CERT. PROGS	DIPLOMA PROGS	FIRST DEGREE	PG CERT.	PG. DIPLOMA	MA	M Ed	M.B.A	MPHIL	PHD		
Ewe	M			91									91
	F			153									153
	T			244									244
Gur-Gonja	M			182						105			287
	F			63						49			112
	T			245						154			399
Sub-Total	M			567						105			672
	F			508						49			557
	T			1075						154			1229
Foreign Languages Education and Communication													
Applied Linguistics	M			61						50	18		129
	F			83						44	8		135
	T			144						94			264
English Education	M			214						120	7		341
	F			350						111	3		464
	T			564						231	10		805
French Education	M			169						31	3		203
	F			228						26	0		254
	T			397						57	3		457
Sub-Total	M			444						201	28		673
	F			661						181	11		853
	T			1105						382	39		1526
School of Communication and Media Studies													
Department Communication and Media Studies	M									22			22
	F									10			10
	T									32			32
Department. Journalism and Media Studies	M			13			4				5		22
	F			30			1				2		33
	T			43			5				7		55
Department of Development Communication	M			3			6				2		11
	F			2			3				4		9
	T			5			9				6		20
Department of Strategic Communication	M			12			8				4		24
	F			3			2				1		6
	T			15			10				5		30
Department of Communication Instruction	M						4				2		6
	F						2				1		3
	T						6				3		9
Sub-Total	M			28			22			22	13		85
	F			35			8			10	8		61
	T			63			30			32	21		146
GRAND TOTAL	M		149	9168		42	40	0	98	1550	124		11171
	F		122	6014		11	10	2	58	763	63		7043
	T		271	15182		53	50	2	156	2313	187		18214

**TABLE 3: ADMISSION OFFERED BY SEX AND FACULTY, 2021/2022**

FACULTY / DEPT	GENDER	NON-DEGREE		FIRST DEGREE	POSTGRADUATE PROGRAMMES						GRAND TOTAL	
		CERT. PROGS	DIPLOMA PROGS		PG CERT.	PG. DI- PLOMA	MA	M Ed	M.B.A	MPHIL		PHD
Social Sciences Education												
	M			379						53	6	438
Social Studies Education	F			388						19	8	415
	T			767						72	14	853
	M			94						7		101
History Education	F			61						2		63
	T			155						9		164
	M			371						34		405
Geography Education	F			127						7		134
	T			498						41		539
	M			728						32		760
Political Education	F			324						7		331
	T			1052						39		1091
	M			24								24
Centre for african Studies	F			11								11
	T			35								35
	M			339						12		351
Economics Education	F			116						4		120
	T			455						16		471
Conflict, Human Right and Peace Studies	M						16			26		42
	F						2			7		9
	T						18			33		51
Centre for African Studies	M			13								13
	F			6								6
	T			19								19
	M			1924			16			164	6	2110
Sub-Total	F			1022			2			46	8	1078
	T			2946			18			210	14	3188
School of Business												
	M			248					24	9		281
Accounting	F			143					12	3		158
	T			391					36	12		439
Applied Finance and Policy Management	M			56					27	12		95
	F			34					12	5		51
	T			90					39	17		146
	M			80					13	14		107
Marketing, Purchasing and Supply Chain Management	F			71					5	8		84
	T			151					18	22		191
	M			186					22	2		210
Management Sciences	F			140					22	5		167
	T			326					44	7		377
	M			570					86	37		693
	F			388					51	21		460
Sub-Total	T			958					137	58		1,153
Home Economics Education												
BSc. Family Life Management Education	M			3						1		4
	F			14						0		14
	T			17						1		18
B. Sc. Clothing and Textiles Education	M			3						2		5
	F			75						11		86
	T			78						13		91
BSc. Food and Nutrition Education	M			11						1		12
	F			235						20		255
	T			246						21		267
BSc. Integrated Home Economics Education	M			4								4
	F			134								134
	T			138								138
	M			21						4		25
Sub-Total	F			458						31		489
	T			479						35		514
Science Education												

**TABLE 3 (CON'T)**

FACULTY / DEPT	GENDER	NON-DEGREE		FIRST DEGREE	POSTGRADUATE PROGRAMMES						GRAND TOTAL	
		CERT. PROGS	DIPLO-MA PROGS		PG CERT.	PG. DI-PLOMA	MA	M Ed	M.B.A	MPHIL		PHD
Health Administration And Education	M			66								66
	F			101								101
	T			167								167
Mathematics Education	M			481					66	7		554
	F			97					15	0		112
	T			578					81	7		666
ICT	M			576					59			635
	F			57					8			65
	T			633					67			700
Chemistry	M			58					15			73
	F			13					4			17
	T			71					19			90
Physics	M			69								69
	F			4								4
	T			73								73
Biology	M			81					15			96
	F			50					5			55
	T			131					20			151
Integrated Science	M			290					42			332
	F			50					14			64
	T			340					56			396
Science Education	M								39	6		45
	F								10	1		11
	T								49	7		56
HPERS	M		12	341					22			375
	F		3	60					6			69
	T		15	401					28			444
Sub-Total	M		12	1962					258	13		2245
	F		3	432					62	1		498
	T		15	2394					320	14		2743
School of Creative Arts												
Art Education	M		24	353					37			414
	F		15	122					19			156
	T		39	475					56			570
Graphic Design	M		38	227					36			301
	F		7	49					9			65
	T		45	276					45			366
Theatre Arts	M		15	53			2		2			72
	F		13	71			0		3			87
	T		28	124			2		5			159
Textiles Design and Fashion	M			20					14			34
	F			85					13			98
	T			105					27			132
Music Education	M		31	157					34	20		242
	F		3	39					8	8		58
	T		34	196					42	28		300
Sub-Total	M		108	810			2		123	20		1063
	F		38	366			0		52	8		464
	T		146	1176			2		175	28		1527
Educational Studies												
Early Childhood Education	M			22					16			38
	F			163					24			187
	T			185					40			225
Educational Admin. and Management	M								30	4		34
	F								26	7		33
	T								56	11		67
Educational Foundations	M								22			22
	F								4			4
	T								26			26
Counselling Psychology	M			133					38	2		173
	F			88					28	3		119
	T			221					66	5		292
Special Education	M			40					26	3		200
	F			84					6	1		292
	T			124					32	4		492



**TABLE 3 (CON'T)**

FACULTY / DEPT	GENDER	NON-DEGREE		FIRST DEGREE	POSTGRADUATE PROGRAMMES						GRAND TOTAL	
		CERT. PROGS	DIPLO-MA PROGS		PG CERT.	PG. DI-PLOMA	MA	M Ed	M.B.A	MPHIL		PHD
Basic Education	M			177							34	211
	F			208							19	227
	T			385							53	438
Sub-Total	M		40	463							166	678
	F		84	660							107	862
	T		124	1123							273	1540
<b>Ghanaian Languages Education</b>												
Akan-Nzema	M			239								239
	F			217								217
	T			456								456
Ga-Dangme	M			33								33
	F			52								52
	T			85								85
Ewe	M			91								91
	F			153								153
	T			244								244
Gur-Gonja	M			182							57	239
	F			61							36	97
	T			243							93	336
Sub-Total	M			545							57	602
	F			483							36	519
	T			1028							93	1121
<b>Foreign Languages Education and Communication</b>												
Applied Linguistics	M			61							50	111
	F			59							44	103
	T			120							94	214
English Education	M			152							42	194
	F			235							38	273
	T			387							80	467
French Education	M			141							20	161
	F			179							17	196
	T			320							37	357
Sub-Total	M			354							112	466
	F			473							99	572
	T			827							211	1038
<b>School of Communication and Media Studies</b>												
Department Communication and Media Studies	M										22	22
	F										10	10
	T										32	32
Department Journalism and Media Studies	M			13			4				5	22
	F			30			1				2	33
	T			43			5				7	55
Department of Development Communication	M			3			6				2	11
	F			2			3				4	9
	T			5			9				6	20
Department of Strategic Communication	M			12			8				4	24
	F			3			2				1	6
	T			15			10				5	30
Department of Communication Instruction	M						4				2	6
	F						2				1	3
	T						6				3	9
Sub-Total	M			28			22				22	85
	F			35			8				10	61
	T			63			30				32	146
GRAND TOTAL	M		160	6677			40			86	943	7988
	F		125	4317			10			51	464	5011
	T		285	10994			50			137	1407	12999

**TABLE 4: NEW ENTRANTS BY SEX AND FACULTY, 2021/2022**

FACULTY / DEPT	GENDER	NON-DEGREE		FIRST DEGREE	POSTGRADUATE PROGRAMMES							GRAND TOTAL	
		CERT. PROGS	DIPLOMA PROGS		PG CERT.	PG. DIPLOMA	MA	M Ed	M.B.A	MPHIL	PHD		
Social Sciences Education													
Social Studies Education	M			254						53	5	312	
	F			271						15	8	294	
	T			525					68	13	606		
History Education	M			70						6		76	
	F			55						1		56	
	T			125					7		132		
Geography Education	M			243						34		277	
	F			78						5		83	
	T			321					39		360		
Political Education	M			535						31		566	
	F			230						4		234	
	T			765					35		800		
Economics Education	M			286						11		297	
	F			68						4		72	
	T			354					15		369		
Conflict, Human Right and Peace Studies	M						16			4		20	
	F						2			10		12	
	T						18			14		32	
Centre for African Studies	M			13								13	
	F			6								6	
	T			19								19	
Sub-Total	M			1401			16			139	5	1561	
	F			708			2			39	8	757	
	T			2109			18			178	13	2318	
School of Business													
Accounting	M			243					24	9		276	
	F			143					12	3		158	
	T			386					36	12		434	
Banking and Finance	M			33					27	12		72	
	F			13					12	5		30	
	T			46					39	17		102	
Marketing, Purchasing and Supply Chain Management	M			52					4	11		67	
	F			47					5	8		60	
	T			99					9	19		127	
Management Sciences	M			110					18	2		130	
	F			91					16	5		112	
	T			201					34	7		242	
Sub-Total	M			438					73	34		545	
	F			294					45	21		360	
	T			732					118	55		905	
Home Economics Education													
BSc. Family Life Management Education	M			3						1		4	
	F			14						0		14	
	T			17						1		18	
B.Sc. Clothing and Textiles Education	M			3						2		5	
	F			75						11		86	
	T			78						13		91	
BSc. Food and Nutrition Education	M			11						1		12	
	F			235						20		255	
	T			246						21		267	
BSc. Integrated Home Economics Education	M			4								4	
	F			134								134	
	T			138								138	

**TABLE 4 (CON'T)**

FACULTY / DEPT	GENDER	NON-DEGREE		FIRST DEGREE	POSTGRADUATE PROGRAMMES							GRAND TOTAL	
		CERT. PROGS	DIPLOMA PROGS		PG CERT.	PG. DIPLOMA	MA	M Ed	M.B.A	MPHIL	PHD		
Sub-Total	M			21							4		25
	F			458							31		489
	T			479							35		514
Science Education													
Health Administration And Education	M			52									52
	F			65									65
	T			117									117
Mathematics Education	M			333						73	7		413
	F			65						15	0		80
	T			398						88	7		493
ICT	M			284						59			343
	F			12						8			20
	T			296						67			363
Chemistry	M			35						15			50
	F			8						4			12
	T			43						19			62
Physics	M			46									46
	F			4									4
	T			50									50
Biology	M			52						13			65
	F			30						5			35
	T			82						18			100
Integrated Science	M			131									131
	F			25									25
	T			156									156
Science Education	M									39	5		44
	F									10	1		11
	T									49	6		55
HPERS	M		6	239						20			265
	F		2	32						6			40
	T		8	271						26			305
Sub-Total	M		6	1172						219	12		1409
	F		2	241						48	1		292
	T		8	1413						267	13		1701
School of Creative Arts													
Art Education	M		17	236						50			303
	F		8	63						52			123
	T		25	299						102			426
Graphic Design	M		38	160						15			213
	F		7	34						4			45
	T		45	194						19			258
Textiles Design and Fashion	M			15									15
	F			46									46
	T			61									61
Theatre Arts	M		5	36			2			2			45
	F		9	44			0			3			56
	T		14	80			2			5			101
Music Education	M		31	109						34	20		194
	F		3	25						8	7		43
	T		34	134						42	27		237
Sub-Total	M		91	556			2			101	20		770
	F		27	212			0			67	7		313
	T		118	768			2			168	27		1083
Educational Studies													
Early Childhood Education	M			8						8			16
	F			111						24			135
	T			119						32			151
Educational Admin. and Management	M									27	4		31
	F									19	7		26
	T									46	11		57

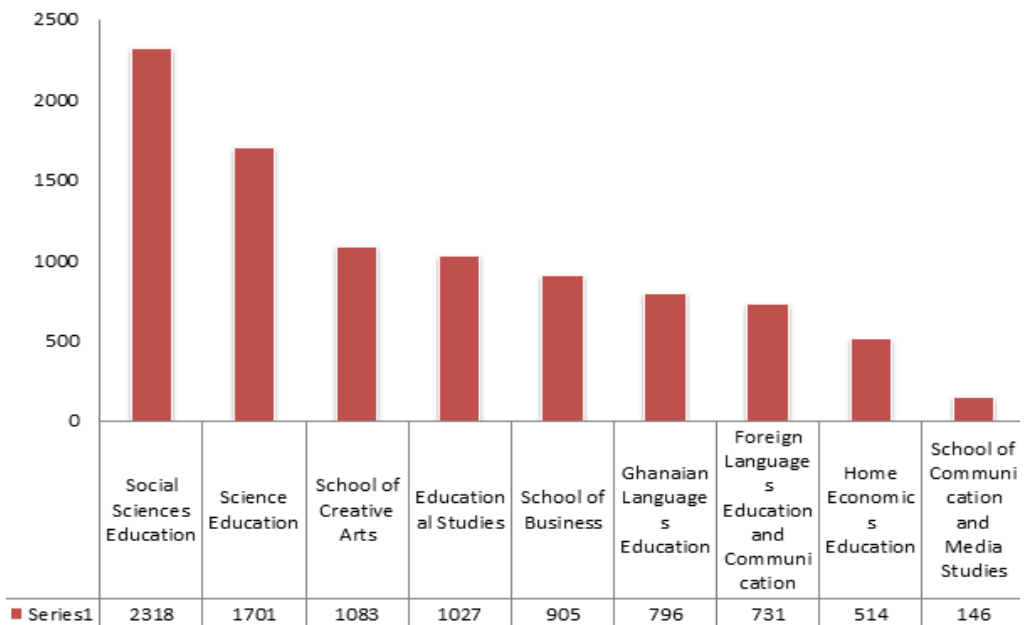
**TABLE 4 (CON'T)**

FACULTY / DEPT	GENDER	NON-DEGREE		FIRST DEGREE	POSTGRADUATE PROGRAMMES							GRAND TOTAL	
		CERT. PROGS	DIPLOMA PROGS		PG CERT.	PG. DIPLOMA	MA	M Ed	M.B.A	MPHIL	PHD		
Educational Foundations	M										22		22
	F										4		4
	T										26		26
Counselling Psychology	M			52							34	2	88
	F			81							28	3	112
	T			133							62	5	200
Special Education	M		23	64							19	5	111
	F		61	129							10	4	204
	T		84	193							29	9	315
Basic Education	M			96							30		126
	F			141							11		152
	T			237							41		278
Sub-Total	M		23	220							140	11	394
	F		61	462							96	14	633
	T		84	682							236	25	1027
<b>Ghanaian Languages Education</b>													
Akan-Nzema	M			180									180
	F			189									189
	T			369									369
Ga-Dangme	M			26									26
	F			38									38
	T			64									64
Ewe	M			63									63
	F			119									119
	T			182									182
Gur-Gonja	M			119							16		135
	F			43							3		46
	T			162							19		181
Sub-Total	M			388							16		404
	F			389							3		392
	T			777							19		796
<b>Foreign Languages Education and Communication</b>													
Applied Linguistics	M			21							47	11	79
	F			37							32	7	76
	T			58							79	18	155
English Education	M			89							41	7	137
	F			150							38	1	189
	T			239							79	8	326
French Education	M			103							20	3	126
	F			107							17	0	124
	T			210							37	3	250
Sub-Total	M			213							108	21	342
	F			294							87	8	389
	T			507							195	29	731
<b>School of Communication and Media Studies</b>													
Department Communication and Media Studies	M										22		22
	F										10		10
	T										32		32
Department. Journalism and Media Studies	M			13			4					5	22
	F			30			1					2	33
	T			43			5					7	55
Department of Development Communication	M			3			6					2	11
	F			2			3					4	9
	T			5			9					6	20
Department of Strategic Communication	M			12			8					4	24
	F			3			2					1	6
	T			15			10					5	30

**TABLE 4 (CON'T)**

FACULTY / DEPT	GENDER	NON-DEGREE		FIRST DEGREE	POSTGRADUATE PROGRAMMES							GRAND TOTAL	
		CERT. PROGS	DIPLOMA PROGS		PG CERT.	PG. DIPLOMA	MA	M Ed	M.B.A	MPHIL	PHD		
Department of Communication Instruction	M						4					2	6
	F						2					1	3
	T						6					3	9
Sub-Total	M			28			22				22	13	85
	F			35			8				10	8	61
	T			63			30				32	21	146
GRAND TOTAL	M		120	4437			40			73	783	82	5535
	F		90	3093			10			45	402	46	3686
	T		210	7530			50			118	1185	128	9221

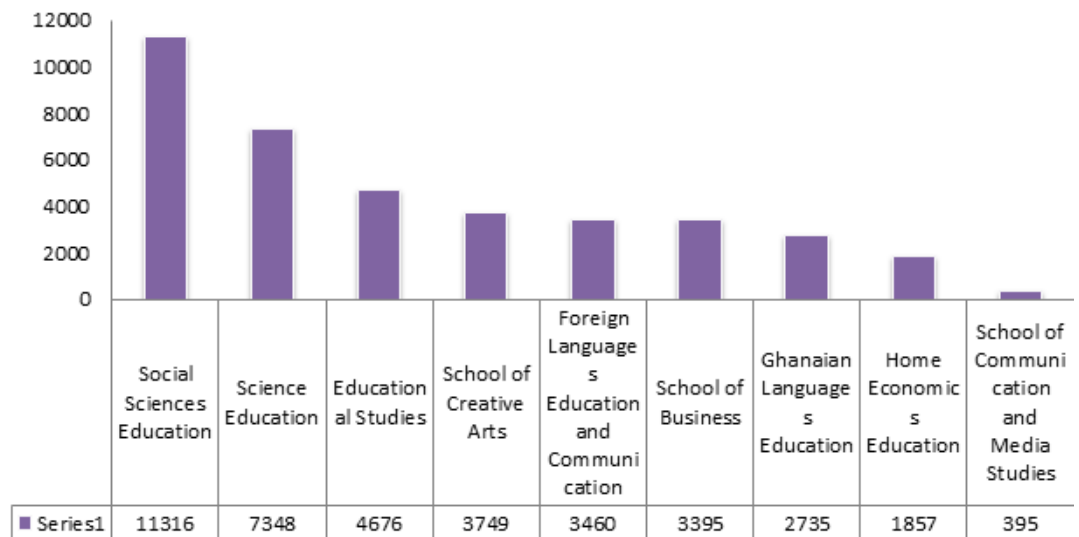
**FIGURE 1: NEW ENTRANTS BY FACULTY AND SEX, 2021/2022**



**TABLE 5: SUMMARY OF FULL-TIME STUDENTS' ENROLMENT (BOTH UNDERGRADUATES AND POSTGRADUATES), 2021/2022**

FACULTY	1ST YEAR			2ND YEAR			3RD YEAR			4TH YEAR			TOTAL		
	M	F	T	M	F	T	M	F	T	M	F	T	M	F	T
Social Sciences Education	1597	757	2354	2196	1552	3748	2073	963	3036	1479	699	2178	7345	3971	11316
Science Education	1485	302	1787	1751	331	2082	1726	293	2019	1267	193	1460	6229	1119	7348
Educational Studies	394	633	1027	570	802	1372	475	933	1408	289	580	869	1728	2948	4676
School of Creative Arts	770	283	1053	903	392	1295	603	174	777	501	123	624	2777	972	3749
Foreign Languages Education and Communication	342	389	731	397	548	945	370	695	1065	320	399	719	1429	2031	3460
School of Business	462	290	752	662	363	1025	531	304	835	502	281	783	2157	1238	3395
Ghanaian Languages Education	404	392	796	351	340	691	370	343	713	314	221	535	1439	1296	2735
Home Economics Education	25	489	514	29	565	594	18	452	470	10	269	279	82	1775	1857
School of Communication and Media Studies	98	79	177	33	79	112	48	58	106	0	0	0	179	216	395
<b>Total</b>	<b>5577</b>	<b>3614</b>	<b>9191</b>	<b>6892</b>	<b>4972</b>	<b>11864</b>	<b>6214</b>	<b>4215</b>	<b>10429</b>	<b>4682</b>	<b>2765</b>	<b>7447</b>	<b>23365</b>	<b>15566</b>	<b>38931</b>

**FIGURE 2: SUMMARY OF FULL-TIME STUDENTS' ENROLMENT, 2021/2022**



**TABLE 6: FULL-TIME UNDERGRADUATE STUDENTS' ENROLMENT - 2021/2022**

**A. FACULTY OF SOCIAL SCIENCES EDUCATION (UNDERGRADUATES)**

FACULTY OF SOCIAL SCIENCES EDUCATION	1ST YEAR			2ND YEAR			3RD YEAR			4TH YEAR			TOTAL		
	M	F	T	M	F	T	M	F	T	M	F	T	M	F	T
Department of History Education															
B.A History Education	70	55	125	156	77	233	209	127	336	88	51	139	523	310	833
Sub- Total	70	55	125	156	77	233	209	127	336	88	51	139	523	310	833
Department of Political Science Education															
B.A Political Science Education	535	230	765	757	547	1304	665	246	911	552	244	796	2509	1267	3776
Sub- Total	535	230	765	757	547	1304	665	246	911	552	244	796	2509	1267	3776
Department of Geography Education															
B.A Geography Education	243	78	321	350	320	670	439	131	570	260	109	369	1292	638	1930
Sub- Total	243	78	321	350	320	670	439	131	570	260	109	369	1292	638	1930
Department of Economics Education															
B.A Economics Education	286	68	354	324	195	519	327	116	443	252	92	344	1189	471	1660
Sub- Total	286	68	354	324	195	519	327	116	443	252	92	344	1189	471	1660
Department of Social Studies Education															
B.A. Social Studies Education	254	271	525	470	371	841	386	332	718	319	200	519	1429	1174	2603
Sub- Total	254	271	525	470	371	841	386	332	718	319	200	519	1429	1174	2603
Centre for African Studies															
B.A. Religions and Moral Education	13	6	19										13	6	19
Sub- Total	13	6	19										13	6	19
<b>FACULTY TOTAL</b>	<b>1401</b>	<b>708</b>	<b>2109</b>	<b>2057</b>	<b>1510</b>	<b>3567</b>	<b>2026</b>	<b>952</b>	<b>2978</b>	<b>1471</b>	<b>696</b>	<b>2167</b>	<b>6955</b>	<b>3866</b>	<b>10821</b>

**B. SCHOOL OF BUSINESS (UNDERGRADUATES)**

SCHOOL OF BUSINESS	1ST YEAR			2ND YEAR			3RD YEAR			4TH YEAR			TOTAL		
	M	F	T	M	F	T	M	F	T	M	F	T	M	F	T
Department of Accounting															
BB.A. Accounting	88	35	123	180	56	236	226	95	321	230	95	325	724	281	1005
B.Sc. Accounting Education	55	25	80	40	19	59							95	44	139
Sub- Total	143	60	203	220	75	295	226	95	321	230	95	325	819	325	1144
Department of Banking and Finance															
BBA. Banking and Finance	30	12	42	67	20	87	48	21	69	59	33	92	204	86	290
B.Sc. Risk and Insurance Management	3	1	4										3	1	4
Sub- Total	33	13	46	67	20	87	48	21	69	59	33	92	207	87	294
Department of Management Sciences															
B.Sc. Management education	47	34	81	83	46	129							130	80	210
BBA. Human Resource	80	70	150	125	109	234	153	130	283	110	91	201	468	400	868
Sub- Total	127	104	231	208	155	363	153	130	283	110	91	201	598	480	1078
Department of Marketing, Procurement and Supply Chain Mgt.															
BBA. Marketing and Entrepreneurship	21	10	31	48	23	71	24	17	41	39	14	53	132	64	196
BBA. Procurement and Supply Chain Management	31	37	68	67	60	127	80	41	121	64	48	112	242	186	428
Sub- Total	52	47	99	115	83	198	104	58	162	103	62	165	374	250	624
<b>FACULTY TOTAL</b>	<b>355</b>	<b>224</b>	<b>579</b>	<b>610</b>	<b>333</b>	<b>943</b>	<b>531</b>	<b>304</b>	<b>835</b>	<b>502</b>	<b>281</b>	<b>783</b>	<b>1998</b>	<b>1142</b>	<b>3140</b>

## C. FACULTY OF EDUCATIONAL STUDIES (UNDERGRADUATES)

FACULTY OF EDUCATIONAL STUDIES	1ST YEAR			2ND YEAR			3RD YEAR			4TH YEAR			TOTAL		
	M	F	T	M	F	T	M	F	T	M	F	T	M	F	T
Department of Early Childhood Education															
B.Ed. Early Childhood Education	8	111	24	24	131	155	26	267	293	41	165	206	99	674	773
Sub- Total	8	111	24	24	131	155	26	267	293	41	165	206	99	674	773
Department of Basic Education															
B.Ed. Basic Education	96	141	237	130	203	333	209	397	606	123	254	377	558	995	1553
Sub- Total	96	141	237	130	203	333	209	397	606	123	254	377	558	995	1553
Department of Special Education															
B.Ed. Special Education	39	46	85	78	66	144	86	80	166	48	79	127	251	271	522
B.Ed. Rehabilitation	8	11	19	4	11	15	12	12	24	6	13	19	30	47	77
Dip. In Rehabilitation	23	61	84	64	89	153	48	103	151	59	58	117	194	311	505
Post Diploma in Rehabilitation	17	72	89	34	68	102	38	31	69	12	11	23	101	182	283
Sub- Total	87	190	277	180	234	414	184	226	410	125	161	286	576	811	1387
Department of Counselling Psychology															
B.Ed. Counselling Psychology (Post Dip)	24	66	90	25	67	92							49	133	182
B.Ed. Counselling Psychology (4-yr)	28	15	43	42	22	64							70	37	107
Sub- Total	52	81	133	67	89	156	0						119	170	289
<b>FACULTY TOTAL</b>	<b>243</b>	<b>523</b>	<b>766</b>	<b>401</b>	<b>657</b>	<b>1058</b>	<b>419</b>	<b>890</b>	<b>1309</b>	<b>289</b>	<b>580</b>	<b>869</b>	<b>1352</b>	<b>2650</b>	<b>4002</b>

## D. FACULTY OF FOREIGN LANGUAGES EDUCATION AND COMMUNICATION

FACULTY OF FOREIGN LANG. EDUCATION	1ST YEAR			2ND YEAR			3RD YEAR			4TH YEAR			TOTAL		
	M	F	T	M	F	T	M	F	T	M	F	T	M	F	T
Department of Applied Linguistics															
B.A. Applied Linguistics	21	37	58	67	98	165	68	98	166	9	19	28	165	252	417
Sub- Total	21	37	58	67	98	165	68	98	166	9	19	28	165	252	417
Department of French Education															
B.A. French Education	103	107	210	116	180	296	118	203	321	144	156	300	481	646	1127
Sub- Total	103	107	210	116	180	296	118	203	321	144	156	300	481	646	1127
Department of English Education															
B.A. English Education	89	150	239	123	195	318	148	368	516	150	212	362	510	925	1435
Sub- Total	89	150	239	123	195	318	148	368	516	150	212	362	510	925	1435
<b>FACULTY TOTAL</b>	<b>213</b>	<b>294</b>	<b>507</b>	<b>306</b>	<b>473</b>	<b>779</b>	<b>334</b>	<b>669</b>	<b>1003</b>	<b>303</b>	<b>387</b>	<b>690</b>	<b>1156</b>	<b>1823</b>	<b>2979</b>

## E. FACULTY OF GHANAIAN LANGUAGES EDUCATION

FACULTY OF GHANAIAN LANGUAGES EDUCATION	1ST YEAR			2ND YEAR			3RD YEAR			4TH YEAR			TOTAL		
	M	F	T	M	F	T	M	F	T	M	F	T	M	F	T
Department of Ga-Dangme Education															
B.A. Dangme Education	5	4	9	10	7	17	14	10	24	18	11	29	47	32	79
B.A. Dangme Education with Linguistics	2	3	5	1	5	6	6	7	13			0	9	15	24
B.A. Dangme Education with English	5	7	12	5	4	9	0	1	1	1	1	2	11	13	24
B.A. Dangme Education with German							0	2	2	1	3	4	1	5	6
B.A. Dangme Education with French				1	3	4							1	3	4
B.A. Ga Education	4	11	15	0	3	3	4	0	4	6	9	15	14	23	37
B.A. Ga Education with Linguistics	3	6	9	5	3	8	2	5	7				10	14	24



B.A. Ga Education with English	7	4	11	4	6	10	1	0	1	1	0	1	13	10	23
B.A. Ga Education with German							1	2	3	2	2	4	3	4	7
B.A. Ga Education with French	0	3	3			0	0	1	1	1	1	2	1	5	6
<b>Sub-Total</b>	<b>26</b>	<b>38</b>	<b>64</b>	<b>26</b>	<b>31</b>	<b>57</b>	<b>28</b>	<b>28</b>	<b>56</b>	<b>30</b>	<b>27</b>	<b>57</b>	<b>110</b>	<b>124</b>	<b>234</b>
Department of Gur-Gonja Education															
B.A. Dagaare Education	19	9	28	22	4	26	22	13	35	21	5	26	84	31	115
B.A. Dagbani Education	9	2	11	33	7	40	39	8	47	40	9	49	121	26	147
B.A. Gonja Education	5	3	8	7	3	10	9	10	19	23	9	32	44	25	262
B.A. Gurune Education	0	3	3	3	6	9	5	6	11	12	7	19	20	22	42
B.A. Kasem Education	4	1	5	2	3	5	6	4	2	5	3	8	17	11	28
B.A. Kusaal Education	8	2	10	4	1	5	8	7	15	17	5	22	37	15	70
B.A. Likpakpaanl Education	19	2	21										19	2	21
B.A. Sisaali Education	55	21	76										55	21	76
<b>Sub-Total</b>	<b>119</b>	<b>43</b>	<b>162</b>	<b>71</b>	<b>24</b>	<b>95</b>	<b>89</b>	<b>48</b>	<b>137</b>	<b>118</b>	<b>38</b>	<b>156</b>	<b>397</b>	<b>153</b>	<b>550</b>
Department of Ewe Education															
B.A. Ewe Education	24	45	69	31	51	82	25	56	81	30	30	60	110	182	292
B.A. Ewe Education with Linguistics	1	4	5	1	10	11	9	5	14			0	11	19	30
B.A. Ewe Education with English	27	45	72	12	30	42	4	10	14	6	14	20	49	99	148
B.A. Ewe Education with German	7	15	22	2	6	8	5	3	8	6	11	17	20	35	55
B.A. Ewe Education with French	4	10	14	6	4	10	0	4	4	4	9	13	14	27	41
<b>Sub-Total</b>	<b>63</b>	<b>119</b>	<b>182</b>	<b>52</b>	<b>101</b>	<b>153</b>	<b>43</b>	<b>78</b>	<b>121</b>	<b>46</b>	<b>64</b>	<b>110</b>	<b>204</b>	<b>362</b>	<b>566</b>
Department of Akan-Nzema															
B.A. Twi Education	68	59	127	79	72	151	129	114	243	83	55	138	359	300	659
BA Twi Education with Linguistics	6	14	20	2	9	11	11	9	20				19	32	51
BA Twi Education with English	27	20	47	40	55	95	10	9	19	1	7	8	78	91	169
BA Twi with German	24	20	44	3	3	6	5	7	12	9	1	10	41	31	72
BA Twi with French	2	4	6				0	4	4				2	8	10
B.A. Fante Education	29	20	49	28	18	46	38	23	61	14	15	29	109	76	185
BA Fante Education with Linguistics	2	4	6	8	5	13	3	6	9				13	15	28
BA Fante Education with English	15	42	57	22	19	41	2	7	9	1	6	7	40	74	114
BA Fante with German							4	4	8	4	2	6	8	6	14
BA Fante with French	0	1	1										0	1	1
B.A. Nzema Education	2	2	4	3	0	3	8	3	11	8	5	13	21	10	31
BA Nzema Education with Linguistics							0	2	2				0	2	2
BA Nzema Education with English	4	3	7	4	2	6							8	5	13
BA Nzema with German													0	0	0
BA Nzema with French	1	0	1	1	0	1	0	1	1	0	1	1	2	2	4
<b>Sub-Total</b>	<b>180</b>	<b>189</b>	<b>369</b>	<b>190</b>	<b>183</b>	<b>373</b>	<b>210</b>	<b>189</b>	<b>399</b>	<b>120</b>	<b>92</b>	<b>212</b>	<b>700</b>	<b>653</b>	<b>1353</b>
<b>FACULTY TOTAL</b>	<b>388</b>	<b>389</b>	<b>777</b>	<b>339</b>	<b>339</b>	<b>678</b>	<b>370</b>	<b>343</b>	<b>713</b>	<b>314</b>	<b>221</b>	<b>535</b>	<b>1411</b>	<b>1292</b>	<b>2703</b>

## F. FACULTY OF GHANAIAN LANGUAGES EDUCATION

SCHOOL OF COMMUNICATION AND MEDIA STUDIES	1ST YEAR			2ND YEAR			3RD YEAR			4TH YEAR			TOTAL		
	M	F	T	M	F	T	M	F	T	M	F	T	M	F	T
B.A. Communication and Media Studies				33	79	112	48	58	106				81	137	218
<b>Sub-Total</b>				<b>33</b>	<b>79</b>	<b>112</b>	<b>48</b>	<b>58</b>	<b>106</b>				<b>81</b>	<b>137</b>	<b>218</b>
Department of Journalism and Media Studies															
B.A. Journalism and Media Studies	13	30	43										13	30	43
<b>Sub-Total</b>	<b>13</b>	<b>30</b>	<b>43</b>										<b>13</b>	<b>30</b>	<b>43</b>
Department of Strategic Communication															
B.A. Strategic Communication	12	3	15										12	3	15
<b>Sub-Total</b>	<b>12</b>	<b>3</b>	<b>15</b>										<b>12</b>	<b>3</b>	<b>15</b>
Department of Development Communication															
B.A. Development Communication	3	2	5										3	2	5
<b>Sub-Total</b>	<b>3</b>	<b>2</b>	<b>5</b>										<b>3</b>	<b>2</b>	<b>5</b>
Department of Communication Instruction															
B.A. Communication Instruction	-	-	-										0	0	0
<b>Sub-Total</b>	<b>-</b>	<b>-</b>	<b>-</b>										<b>0</b>	<b>0</b>	<b>0</b>
<b>FACULTY TOTAL</b>	<b>28</b>	<b>35</b>	<b>43</b>	<b>33</b>	<b>79</b>	<b>112</b>	<b>48</b>	<b>58</b>	<b>106</b>	<b>-</b>	<b>-</b>	<b>-</b>	<b>109</b>	<b>172</b>	<b>281</b>

## G. SCHOOL OF CREATIVE ARTS (UNDERGRADUATES)

SCHOOL OF CREATIVE ARTS EDUCATION	1ST YEAR			2ND YEAR			3RD YEAR			4TH YEAR			TOTAL		
	M	F	T	M	F	T	M	F	T	M	F	T	M	F	T
<b>Department of Art Education</b>															
B.A. Art Education	236	63	<b>299</b>	371	105	<b>476</b>	253	65	<b>318</b>	199	37	<b>236</b>	1059	270	<b>1329</b>
Diploma in Art	17	8	<b>25</b>	17	28	<b>45</b>							34	36	<b>70</b>
Sub-Total	253	71	324	388	133	521	253	65	318	199	37	236	1093	306	1399
Department of Textiles and Fashion Education															
B.A. Textiles and Fashion Education	15	46	<b>61</b>	8	78	<b>86</b>	8	33	<b>41</b>	9	28	<b>37</b>	40	185	<b>225</b>
Sub-Total	15	46	61	8	78	86	8	33	41	9	28	37	40	185	225
<b>Department of Graphic Design</b>															
B.A. Graphic Design	156	34	<b>190</b>	176	43	<b>219</b>	159	31	<b>190</b>	133	33	<b>166</b>	624	141	<b>765</b>
B.F.A Animation	4	0	<b>4</b>	3	0	<b>3</b>	1	0	<b>1</b>				8	0	<b>8</b>
Diploma in Graphic Design	38	7	<b>45</b>	40	8	<b>48</b>							78	15	<b>93</b>
Sub-Total	198	41	239	219	51	270	160	31	191	133	33	166	710	156	866
<b>Department of Theatre Arts</b>															
B.A. Theatre Arts	14	21	<b>35</b>	12	12	<b>24</b>	3	5	<b>8</b>	10	13	<b>23</b>	39	51	<b>90</b>
Diploma theatre arts	5	9	<b>14</b>	17	19	<b>36</b>							22	28	<b>50</b>
B.A. Creative Art and Design Education	9	8	<b>17</b>										9	8	<b>17</b>
Post-Dip Theatre Art	13	15	<b>28</b>	10	29	<b>39</b>			0			<b>0</b>	23	44	<b>67</b>
Sub-Total	41	53	94	39	60	99	3	5	8	10	13	23	93	131	224
<b>Department of Music Education</b>															
B.A. Music Education	71	16	<b>87</b>	98	23	<b>121</b>	97	14	<b>111</b>	81	7	<b>88</b>	347	60	<b>407</b>
B.A. Music	38	9	<b>47</b>	37	4	<b>41</b>	51	18	<b>69</b>	49	4	<b>53</b>	175	35	<b>210</b>
Diploma B.(Music)	31	3	<b>34</b>	32	10	<b>42</b>							63	13	<b>76</b>
Sub-Total	140	28	168	167	37	204	148	32	180	130	11	141	585	108	693
<b>FACULTY TOTAL</b>	<b>647</b>	<b>239</b>	<b>886</b>	<b>821</b>	<b>359</b>	<b>1180</b>	<b>572</b>	<b>166</b>	<b>738</b>	<b>481</b>	<b>122</b>	<b>603</b>	<b>2521</b>	<b>886</b>	<b>3407</b>

## H. FACULTY OF HOME ECONOMICS EDUCATION (UNDERGRADUATES)

FACULTY OF HOME ECONOMICS EDUCATION	1ST YEAR			2ND YEAR			3RD YEAR			4TH YEAR			TOTAL		
	M	F	T	M	F	T	M	F	T	M	F	T	M	F	T
<b>Department of Family Life Management Education</b>															
BSc. Family Life Management Education	3	14	<b>17</b>	3	14	<b>17</b>							6	28	<b>34</b>
Sub-Total	3	14	17	3	14	17							6	28	34
<b>Department of Clothing and Textiles Education</b>															
B.Sc. Clothing and Textiles Education	3	75	<b>78</b>	3	35	<b>38</b>							6	110	<b>116</b>
Sub-Total	3	75	78	3	35	38							6	110	116
<b>Department of Food and Nutrition Education</b>															
BSc. Food and Nutrition Education	11	235	<b>246</b>	10	242	<b>252</b>							21	477	<b>498</b>
Sub-Total	11	235	246	10	242	252							21	477	498
<b>Department of Integrated Home Economics Education</b>															
BSc. Integrated Home Economics Education	4	134	<b>138</b>	11	247	<b>258</b>	18	452	<b>470</b>	10	269	<b>279</b>	43	1102	1145
Sub-Total	4	134	138	11	247	258	18	452	470	10	269	279	43	1102	1145
<b>FACULTY TOTAL</b>	<b>21</b>	<b>458</b>	<b>479</b>	<b>27</b>	<b>538</b>	<b>565</b>	<b>18</b>	<b>452</b>	<b>470</b>	<b>10</b>	<b>269</b>	<b>279</b>	<b>76</b>	<b>1717</b>	<b>1793</b>

# I. FACULTY OF SCIENCE EDUCATION (UNDERGRADUATES)

FACULTY OF SCIENCE EDUCATION	1ST YEAR			2ND YEAR			3RD YEAR			4TH YEAR			TOTAL		
	M	F	T	M	F	T	M	F	T	M	F	T	M	F	T
Department of Mathematics Education															
BSc. Mathematics Education	330	65	395	271	67	338	393	64	457	312	48	360	1306	244	<b>1550</b>
Post Diploma BSc. Mathematics Education	3	0	3				1	0	1	3	0	3	7	0	<b>7</b>
<b>Sub-Total</b>	<b>333</b>	<b>65</b>	<b>398</b>	<b>271</b>	<b>67</b>	<b>338</b>	<b>394</b>	<b>64</b>	<b>458</b>	<b>315</b>	<b>48</b>	<b>363</b>	<b>1313</b>	<b>244</b>	<b>1557</b>
<b>Department of Health Administration &amp; Education</b>															
B.Sc. Health Admin. and Education	52	65	<b>117</b>	54	30	<b>84</b>	28	26	<b>54</b>	68	10	<b>78</b>	202	131	<b>333</b>
<b>Sub-Total</b>	<b>52</b>	<b>65</b>	<b>117</b>	<b>54</b>	<b>30</b>	<b>84</b>	<b>28</b>	<b>26</b>	<b>54</b>	<b>68</b>	<b>10</b>	<b>78</b>	<b>202</b>	<b>131</b>	<b>333</b>
<b>Dept. of Health, Physical Education, Recreation and Sports</b>															
B.Sc. Physical Education	232	31	<b>263</b>	278	52	<b>330</b>	216	32	<b>248</b>	98	21	<b>119</b>	824	136	<b>960</b>
B.Sc. Sport Coaching	7	1	<b>8</b>	17	1	<b>18</b>	12	0	<b>12</b>	10	3	<b>13</b>	46	5	<b>51</b>
Diploma in Coaching	6	2	<b>8</b>	6	4	<b>10</b>						<b>0</b>	12	6	<b>18</b>
<b>Sub-Total</b>	<b>245</b>	<b>34</b>	<b>279</b>	<b>301</b>	<b>57</b>	<b>358</b>	<b>228</b>	<b>32</b>	<b>260</b>	<b>108</b>	<b>24</b>	<b>132</b>	<b>882</b>	<b>147</b>	<b>1029</b>
<b>Department of Chemistry Education</b>															
BSc. Chemistry Education	35	8	<b>43</b>	92	12	<b>104</b>	104	11	<b>115</b>	94	8	<b>102</b>	325	39	<b>364</b>
<b>Sub-Total</b>	<b>35</b>	<b>8</b>	<b>43</b>	<b>92</b>	<b>12</b>	<b>104</b>	<b>104</b>	<b>11</b>	<b>115</b>	<b>94</b>	<b>8</b>	<b>102</b>	<b>325</b>	<b>39</b>	<b>364</b>
Department of Physics Education															
B.Sc. Physics Education	46	4	<b>50</b>	68	6	<b>74</b>	86	3	<b>89</b>	68	4	<b>72</b>	268	17	<b>285</b>
<b>Sub-Total</b>	<b>46</b>	<b>4</b>	<b>50</b>	<b>68</b>	<b>6</b>	<b>74</b>	<b>86</b>	<b>3</b>	<b>89</b>	<b>68</b>	<b>4</b>	<b>72</b>	<b>268</b>	<b>17</b>	<b>285</b>
<b>Department of Biology Education</b>															
BSc. Biology Education	52	30	<b>82</b>	115	38	<b>153</b>	89	32	<b>121</b>	88	24	<b>112</b>	344	124	<b>468</b>
<b>Sub-Total</b>	<b>52</b>	<b>30</b>	<b>82</b>	<b>115</b>	<b>38</b>	<b>153</b>	<b>89</b>	<b>32</b>	<b>121</b>	<b>88</b>	<b>24</b>	<b>112</b>	<b>344</b>	<b>124</b>	<b>468</b>
<b>Department of Agriculture Education</b>															
B.Sc. Agriculture Science Education	63	6	<b>69</b>										63	6	<b>69</b>
<b>Sub-Total</b>	<b>63</b>	<b>6</b>	<b>69</b>										<b>63</b>	<b>6</b>	<b>69</b>
<b>Department of Environmental Science</b>															
BSc. Environmental Science Education	4	2	<b>6</b>										4	2	<b>6</b>
BSc. Environmental Health and Sanitation Education	0	2	<b>2</b>										0	2	<b>2</b>
<b>Sub-Total</b>	<b>4</b>	<b>4</b>	<b>8</b>										<b>4</b>	<b>4</b>	<b>8</b>
<b>Department of Integrated Science Education</b>															
BSc. Integrated Science Education	131	25	<b>156</b>	130	20	<b>150</b>	205	54	<b>259</b>	156	38	<b>194</b>	622	137	<b>759</b>
<b>Sub-Total</b>	<b>131</b>	<b>25</b>	<b>156</b>	<b>130</b>	<b>20</b>	<b>150</b>	<b>205</b>	<b>54</b>	<b>259</b>	<b>156</b>	<b>38</b>	<b>194</b>	<b>622</b>	<b>137</b>	<b>759</b>
<b>Department of ICT Education - Winneba Campus</b>															
BSc. ICT Education	284	12	<b>296</b>	543	50	<b>593</b>	462	42	<b>504</b>	340	29	<b>369</b>	1629	133	<b>1762</b>
<b>Sub-Total</b>	<b>284</b>	<b>12</b>	<b>296</b>	<b>543</b>	<b>50</b>	<b>593</b>	<b>462</b>	<b>42</b>	<b>504</b>	<b>340</b>	<b>29</b>	<b>369</b>	<b>1629</b>	<b>133</b>	<b>1762</b>
<b>FACULTY TOTAL</b>	<b>1245</b>	<b>253</b>	<b>1498</b>	<b>1574</b>	<b>280</b>	<b>1854</b>	<b>1596</b>	<b>264</b>	<b>1860</b>	<b>1237</b>	<b>185</b>	<b>1422</b>	<b>5652</b>	<b>982</b>	<b>6634</b>
<b>GRAND TOTAL (FULL-TIME UNDERGRADUATES)</b>	#####	#####	#####	#####	#####	#####	#####	#####	#####	#####	#####	#####	#####	#####	#####

**TABLE 7: FULL-TIME POSTGRADUATE STUDENTS' ENROLMENT - 2021/2022**

**A. FACULTY OF SOCIAL SCIENCE EDUCATION (POSTGRADUATES)**

FACULTY OF SOCIAL SCIENCES EDUCATION	1ST YEAR			2ND YEAR			3RD YEAR			4TH YEAR			TOTAL		
	M	F	T	M	F	T	M	F	T	M	F	T	M	F	T
Department of Geography Education															
M.Phil. Geography Education	34	5	39	32	6	38	18	2	20	8	3	11	92	16	108
Sub-Total	34	5	39	32	6	38	18	2	20	8	3	11	92	16	108
Department of Social Studies Education															
MPhil. Social Studies (regular)	53	15	68	35	22	57			0				88	37	125
Ph.D. Social Studies	5	8	13	13	5	18	11	3	14				29	16	45
Sub-Total	58	23	81	48	27	75	11	3	14				117	53	170
Department of Political Science Education															
M.Phil. Political Science Education	31	4	35	17	2	19	8	4	12				56	10	66
Sub-Total	31	4	35	17	2	19	8	4	12				56	10	66
Department of Economics Education															
M.Phil Economics	11	4	15	10	0	10	10	2	12				31	6	37
Sub-Total	11	4	15	10	0	10	10	2	12				31	6	37
Department of History Education															
MPhil History Education	6	1	7										6	1	7
Sub-Total	6	1	7										6	1	7
Department of Conflict, Human Right and Peace Studies															
M.Phil, Human Right	40	10	50	32	7	39							72	17	89
Executive Masters (Human Rights, Conflict and Peace Studies)	16	2	18										16	2	18
Sub-Total	56	12	68	32	7	39							88	19	107
FACULTY TOTAL	196	49	245	139	42	181	47	11	58	8	3	11	390	105	495

**B. FACULTY OF EDUCATIONAL STUDIES (POSTGRADUATES)**

FACULTY OF EDUCATIONAL STUDIES	1ST YEAR			2ND YEAR			3RD YEAR			4TH YEAR			TOTAL		
	M	F	T	M	F	T	M	F	T	M	F	T	M	F	T
Department of Special Education															
MPhil. Special Education	13	8	<b>21</b>	21	15	<b>36</b>	18	15	<b>33</b>				52	38	<b>90</b>
MPhil. Special Education (Top-up)	6	2	<b>8</b>	8	9	<b>17</b>	7	4					21	15	<b>36</b>
Ph.D. Special Education	5	4	<b>9</b>	5	4	<b>9</b>	1	1	<b>2</b>				11	9	<b>20</b>
Sub-Total	24	14	<b>38</b>	34	28	<b>62</b>	26	20	<b>35</b>				84	62	<b>146</b>
Department of Educational Foundations															
M.Phil. Curriculum & Pedagogic Studies	22	4	26	18	5	23							40	9	49
Sub-Total	22	4	26	18	5	23							40	9	49
Department of Counselling Psychology															
MPhil Counselling Psychology	18	12	30	17	13	30							35	25	60
MPhil Counselling Psychology (Top-up)	16	16	32	23	17	40							39	33	72
Ph.D. Counselling Psychology	2	3	5	5	2	7	4	4	8				11	9	20
Sub-Total	36	31	67	45	32	77	4	4	8				85	67	152
Department of Basic Education															
MPhil. Basic Education	30	11	<b>41</b>	27	22	<b>49</b>	26	19	<b>45</b>				83	52	<b>135</b>
Sub-Total	30	11	<b>41</b>	27	22	<b>49</b>	26	19	<b>45</b>				83	52	<b>135</b>
Department of Early Childhood Education															
MPhil. Early Childhood	8	24	<b>32</b>	15	30	<b>45</b>							23	54	<b>77</b>
Sub-Total	8	24	<b>32</b>	15	30	<b>45</b>							23	54	<b>77</b>
Department of Educational Administration and Management															

FACULTY OF EDUCATIONAL STUDIES	1ST YEAR			2ND YEAR			3RD YEAR			4TH YEAR			TOTAL		
	M	F	T	M	F	T	M	F	T	M	F	T	M	F	T
MPhil. Educational Administration and Management	20	16	36	14	15	29							34	31	65
MPhil. Educational Administration and Management (top-up)	7	3	10	8	8	16							15	11	26
Ph.D. Educational Leadership	4	7	11	8	5	13							12	12	24
Sub-Total	31	26	57	30	28	58							61	54	115
<b>FACULTY TOTAL</b>	<b>151</b>	<b>110</b>	<b>261</b>	<b>169</b>	<b>145</b>	<b>314</b>	<b>56</b>	<b>43</b>	<b>99</b>				<b>376</b>	<b>298</b>	<b>674</b>

## B. FACULTY OF GHANAIAI LANGUAGES EDUCATION

FACULTY OF GHANAIAI LANGUAGES EDUCATION	1ST YEAR			2ND YEAR			3RD YEAR			4TH YEAR			TOTAL		
	M	F	T	M	F	T	M	F	T	M	F	T	M	F	T
Department of Gur-Gonja Education															
M.Phil. Ghanaian Language Studies (Dagaare)	6	3	9	3	0	3							9	3	12
M.Phil. Ghanaian Language Studies (Dagbani)	8	0	8	1	0	1							9	0	9
M.Phil. Ghanaian Language Studies (Gonja)	1	0	1	3	0	3							4	0	4
M.Phil. Ghanaian Language Studies (Gurune)			0	2	0	2							2	0	2
M.Phil. Ghanaian Language Studies (Kasem)	1	0	1	2	0	2							3	0	3
M.Phil. Ghanaian Language Studies (Kusaal)				1	1	2							1	1	2
Sub-Total	16	3	19	12	1	13							28	4	32
<b>FACULTY TOTAL</b>	<b>16</b>	<b>3</b>	<b>19</b>	<b>12</b>	<b>1</b>	<b>13</b>							<b>28</b>	<b>4</b>	<b>32</b>

## C. FACULTY OF FOREIGN LANGUAGES EDUCATION AND COMMUNICATION (POSTGRADUATES)

FACULTY OF FOREIGN LANGUAGES EDUCATION	1ST YEAR			2ND YEAR			3RD YEAR			4TH YEAR			TOTAL		
	M	F	T	M	F	T	M	F	T	M	F	T	M	F	T
Department of French Education															
MPhil. French Education	14	12	26	11	9	20							25	21	46
MPhil. French Education (Top-up)	6	5	11										6	5	11
Ph.D French Education	3	0	3	1	0	1				1	0	1	5	0	5
Sub-Total	23	17	40	12	9	21				1	0	1	36	26	62
Department of English Education															
PhD English	7	1	8	1	7	8	5	1	6				13	9	22
MPhil. English Education (Top-up)	9	4	13										9	4	13
MPhil. English Education	32	34	66	27	29	56							59	63	122
Sub-Total	48	39	87	28	36	64	5	1	6				81	76	157
<b>Department of Applied Linguistics</b>															
Mphil. Applied Linguistics	11	5	16	9	4	13	8	4	12	8	11	19	36	24	60
Mphil. TESL (regular)	12	11	23	5	0	5							17	11	28
Mphil. TESL (Top-up)	24	16	40	24	15	39	18	15	33	6	0	6	72	46	118
PhD Applied Linguistics	11	7	18	13	11	24	5	6	11	2	1		31	25	56
Sub-Total	58	39	97	51	30	81	31	25	56	16	12	28	156	106	262
<b>FACULTY TOTAL</b>	<b>129</b>	<b>95</b>	<b>224</b>	<b>91</b>	<b>75</b>	<b>166</b>	<b>36</b>	<b>26</b>	<b>62</b>	<b>17</b>	<b>12</b>	<b>29</b>	<b>273</b>	<b>208</b>	<b>481</b>

## D. FACULTY OF FOREIGN LANGUAGES EDUCATION AND COMMUNICATION (POSTGRADUATES)

SCHOOL OF COMMUNICATION AND MEDIA STUDIES	1ST YEAR			2ND YEAR			3RD YEAR			4TH YEAR			TOTAL		
	M	F	T	M	F	T	M	F	T	M	F	T	M	F	T
MA Communication and Media Studies	14	18	32										14	18	32
Mphil. Communication and Media Studies	22	10	32										22	10	32
Sub-Total	36	28	64										36	28	64
Department of Journalism and Media Studies															
M.A.	4	1	5										4	1	5
PhD Journalism and Media Studies	5	2	7										5	2	7
Sub-Total	9	3	12										9	3	12
<b>Department of Strategic Communication</b>															
M.A. Strategic Communication	8	2	10										8	2	10
PhD Strategic Communication	4	1	5										4	1	5
Sub-Total	12	3	15										12	3	15
<b>Department of Development Communication</b>															
M.A. Development Communication	5	3	8										5	3	8
PhD Development Communication	2	4	6										2	4	6
Sub-Total	7	7	14										7	7	14
<b>Department of Communication Instruction</b>															
M.A. Communication Instruction	4	2	6										4	2	6
PhD Communication Instruction	2	1	3										2	1	3
Sub-Total	6	3	9										6	3	9
<b>FACULTY TOTAL</b>	<b>70</b>	<b>44</b>	<b>114</b>										<b>70</b>	<b>44</b>	<b>114</b>

## E. SCHOOL OF CREATIVE ARTS (POSTGRADUATES)

SCHOOL OF CREATIVE ARTS EDUCATION	1ST YEAR			2ND YEAR			3RD YEAR			4TH YEAR			TOTAL		
	M	F	T	M	F	T	M	F	T	M	F	T	M	F	T
<b>Department of Music Education</b>															
MPhil. Music	30	8	38	26	4	30	13	0	13	7	0	7	76	12	88
MPhil. Music (Top-up)			0	3	1	4							3	1	4
M.Phil. Arts and Culture	4	0	4	4	2	6	10	3	13	6	1	7	24	6	30
M.Phil. Arts and Culture (Top-up)				5	1	6	4	3	7				9	4	13
PhD Music	1	0	1	5	1	6							6	1	7
Ph.D. Arts and Culture	19	7	26	6	5	11	4	2	6	7	0	7	36	14	50

SCHOOL OF CREATIVE ARTS EDUCATION	1ST YEAR			2ND YEAR			3RD YEAR			4TH YEAR			TOTAL		
	M	F	T	M	F	T	M	F	T	M	F	T	M	F	T
Sub-Total	54	15	69	49	14	63	31	8	39	20	1	21	154	38	192
Department Theatre Art															
MPhil. Theatre Art	2	3	5										2	3	5
M.A. Theatre Art	2	0	2										2	0	2
Sub-Total	4	3	7										4	3	7
Department of Art Education															
MPhil. Art Education	50	22	72	33	19	52							83	41	124
Sub-Total	50	22	72	33	19	52							83	41	124
Department of Graphic Design															
MPhil. Visual Communication	15	4	19										15	4	19
Sub-Total	15	4	19										15	4	19
<b>FACULTY TOTAL</b>	<b>123</b>	<b>44</b>	<b>167</b>	<b>82</b>	<b>33</b>	<b>115</b>	<b>31</b>	<b>8</b>	<b>39</b>	<b>20</b>	<b>1</b>	<b>21</b>	<b>256</b>	<b>86</b>	<b>342</b>

## F. SCHOOL OF BUSINESS (POSTGRADUATES)

SCHOOL OF BUSINESS	1ST YEAR			2ND YEAR			3RD YEAR			4TH YEAR			TOTAL		
	M	F	T	M	F	T	M	F	T	M	F	T	M	F	T
Department of Accounting															
MBA Accounting	24	12	36	26	9	35							50	21	71
Mphil Accounting	9	3	12										9	3	12
Sub-Total	33	15	48	26	9	35							59	24	83
Department of Marketing, Procurement and Supply Chain Mgt.															
MBA Procurement and Supply Chain Mgt.	1	3	4										1	3	4
Mphil. Procurement and Supply Chain Mgt.	6	5	11										6	5	11
Mphil. Entrepreneurship and Innovation Management	5	3	8										5	3	8
MBA Marketing	3	2	5	3	4	7							6	6	12
Sub-Total	15	13	28	3	4	7							18	17	35
Department of Banking and Finance															
MBA Finance	21	10	31	9	1	10							30	11	41
M.Phil Finance	9	3	12										9	3	12
M.Sc. Development Finance	6	2	8										6	2	8
M.Phil Development Finance	3	2	5										3	2	5
Sub-Total	39	17	56	9	1	10							48	18	66
Department of Management Sciences															
MBA Human Resource Management	14	16	30	14	16	30							28	32	60
MBA Management Information System	4	0	4										4	0	4
Mphil Human Resource Management	2	5	7										2	5	7
Sub-Total	20	21	41	14	16	30							34	37	71
<b>FACULTY TOTAL</b>	<b>107</b>	<b>66</b>	<b>173</b>	<b>52</b>	<b>30</b>	<b>82</b>							<b>159</b>	<b>96</b>	<b>255</b>

## G. FACULTY OF HOME ECONOMICS EDUCATION (POSTGRADUATES)

FACULTY OF HOME ECONOMICS EDUCATION	1ST YEAR			2ND YEAR			3RD YEAR			4TH YEAR			TOTAL		
	M	F	T	M	F	T	M	F	T	M	F	T	M	F	T
<b>Department of Family Life Management Education</b>															
Mphil. Family Life Management Education	1	0	1	0	4	4							1	4	5
Sub-Total	1	0	1	0	4	4							1	4	5
<b>Department of Clothing and Textiles Education</b>															
Mphil. Clothing and Textiles Education	2	11	13	2	9	11							4	20	24
Sub-Total	2	11	13	2	9	11							4	20	24
Department of Food and Nutrition Education															
Mphil. Food and Nutrition Education	1	20	21	0	14	14							1	34	35
Sub-Total	1	20	21	0	14	14							1	34	35
<b>FACULTY TOTAL</b>	<b>4</b>	<b>31</b>	<b>35</b>	<b>2</b>	<b>27</b>	<b>29</b>							<b>6</b>	<b>58</b>	<b>64</b>

## H. FACULTY OF SCIENCE EDUCATION (POSTGRADUATES)

FACULTY OF SCIENCE EDUCATION	1ST YEAR			2ND YEAR			3RD YEAR			4TH YEAR			TOTAL		
	M	F	T	M	F	T	M	F	T	M	F	T	M	F	T
MPhil. Mathematics Education	58	12	70	47	8	55	32	10	42				137	30	167
MPhil. Mathematics Education (Top-up)	15	3	18	27	3	30	23	3	26				65	9	74
PhD Mathematics	7	0	7	5	2	7	2	0	2				14	2	16
Sub-Total	80	15	95	79	13	92	57	13	70				216	41	257
<b>Dept. of Health, Physical Education, Recreation and Sports</b>															
MPhil Physical Education and Sports Studies	20	6	26	17	8	25							37	14	51
Sub-Total	20	6	26	17	8	25							37	14	51
<b>Dept. of ICT Education</b>															
MPhil ICT Education	59	8	67										59	8	67
M.Ed. Computer Education and Technology	9	0	9										9	0	9
Sub-Total	68	8	76										68	8	76
<b>Dept. of Biology Education</b>															
MPhil Biology	7	2	9	3	2	5							10	4	14
MPhil Biology Education	6	3	9	2	2	4							8	5	13
Sub-Total	13	5	18	5	4	9							18	9	27
<b>Dept. of Chemistry Education</b>															
MPhil Chemistry	15	4	19	13	2	15	11	4	15	8	2	10	47	12	59
Sub-Total	15	4	19	13	2	15	11	4	15	8	2	10	47	12	59
<b>Department of Science Education</b>															
PhD. Science Education	5	1	6	9	6	15	10	2	12	6	2	8	30	11	41
MPhil. Science Education	39	10	49	54	18	72	52	10	62	16	4	20	161	42	203
Sub-Total	44	11	55	63	24	87	62	12	74	22	6	28	191	53	244
<b>FACULTY TOTAL</b>	<b>240</b>	<b>49</b>	<b>289</b>	<b>177</b>	<b>51</b>	<b>228</b>	<b>130</b>	<b>29</b>	<b>159</b>	<b>30</b>	<b>8</b>	<b>38</b>	<b>577</b>	<b>137</b>	<b>714</b>
<b>GRAND TOTAL (POSTGRADUATE)</b>	<b>1036</b>	<b>491</b>	<b>1527</b>	<b>724</b>	<b>404</b>	<b>1128</b>	<b>300</b>	<b>117</b>	<b>417</b>	<b>75</b>	<b>24</b>	<b>99</b>	<b>2135</b>	<b>1036</b>	<b>3171</b>



**TABLE 8A: DISTANCE STUDENTS' ENROLMENT, 2021/2022**

CENTRE/PROGRAMME	L 100			L 200			L 300			L 400			TOTAL		
	M	F	T	M	F	T	M	F	T	M	F	T	M	F	T
ACCRA ACADEMY															
B.A. (SOCIAL STUDIES EDUCATION)	1		1										1		1
B.Ed (BASIC EDUCATION)							83	127	210	79	147	226	162	274	436
B.Ed (EARLY CHILDHOOD EDUCATION)							4	98	102	5	69	74	9	167	176
B.ED (EARLY GRADE EDUCATION)	3	110	113	2	62	64							5	172	177
B.ED (JUNIOR HIGH SCHOOL)	51	28	79	45	32	77							96	60	156
B.ED (UPPER PRIMARY - P4 - P6)	10	60	70	10	42	52							20	102	122
DIPLOMA IN BASIC EDUCATION	8	8	16	15	23	38	26	45	71				49	76	125
DIPLOMA IN EARLY CHILDHOOD EDUCATION							5	71	76				5	71	76
DIPLOMA IN EARLY GRADE EDUCATION	3	11	14	1	28	29							4	39	43
DIPLOMA IN EDUCATION	6	3	9										6	3	9
sub-total	82	220	302	73	187	260	118	341	459	84	216	300	357	964	1,321
ACCRA COLLEGE OF EDUCATION															
B.Ed (BASIC EDUCATION)							37	94	131	36	88	124	73	182	255
B.Ed (EARLY CHILDHOOD EDUCATION)								67	67	1	47	48	1	114	115
B.ED (EARLY GRADE EDUCATION)	1	45	46	1	35	36							2	80	82
B.ED (JUNIOR HIGH SCHOOL)	16	16	32	21	14	35							37	30	67
B.ED (UPPER PRIMARY - P4 - P6)	5	16	21	4	27	31							9	43	52
B.SC (MATHEMATICS EDUCATION)	1		1										1		1
DIPLOMA IN BASIC EDUCATION		7	7	14	22	36	11	18	29				25	47	72
DIPLOMA IN EARLY CHILDHOOD EDUCATION							6	42	48				6	42	48
DIPLOMA IN EARLY GRADE EDUCATION	1	15	16	2	19	21							3	34	37
DIPLOMA IN EDUCATION	2	6	8										2	6	8
sub-total	26	105	131	42	117	159	54	221	275	37	135	172	159	578	737
ACCRA ST. JOHN'S GRAMMAR															
B.A. (ENGLISH LANGUAGE EDUCATION)	13	15	28	12	17	29	9	19	28				34	51	85
B.A. (SOCIAL STUDIES EDUCATION)	27	17	44	23	19	42	28	19	47	6	6	12	84	61	145
B.Ed (BASIC EDUCATION)							58	94	152	21	40	61	79	134	213
B.Ed (EARLY CHILDHOOD EDUCATION)							2	53	55		18	18	2	71	73
B.ED (EARLY GRADE EDUCATION)	2	92	94		31	31							2	123	125
B.ED (JUNIOR HIGH SCHOOL)	36	23	59	21	14	35							57	37	94
B.ED (UPPER PRIMARY - P4 - P6)	8	24	32	10	31	41							18	55	73
B.SC (MATHEMATICS EDUCATION)	22	2	24	25	1	26	27	3	30	7		7	81	6	87
BBA (ACCOUNTING STUDIES)				7	2	9	14	1	15	15	5	20	36	8	44
BBA (ACCOUNTING)	11	8	19	2		2	3	4	7				16	12	28
BBA (HUMAN RESOURCE MANAGEMENT)	19	28	47	22	30	52	22	27	49	11	21	32	74	106	180
DIPLOMA IN ACCOUNTING STUDIES				4		4	1	2	3				5	2	7
DIPLOMA IN BASIC EDUCATION	3	13	16	8	18	26	15	23	38				26	54	80
DIPLOMA IN EARLY CHILDHOOD EDUCATION							5	21	26				5	21	26
DIPLOMA IN EARLY GRADE EDUCATION	2	14	16	6	31	37							8	45	53
DIPLOMA IN EDUCATION	6	4	10										6	4	10
DIPLOMA IN MANAGEMENT STUDIES				2	4	6	7	5	12				9	9	18
sub-total	149	240	389	142	198	340	191	271	462	60	90	150	542	799	1,341

**TABLE 8 (CON'T)**

CENTRE/PROGRAMME	L 100			L 200			L 300			L 400			TOTAL		
	M	F	T	M	F	T	M	F	T	M	F	T	M	F	T
ACCRA WESLEY GIRLS															
B.A. (ENGLISH LANGUAGE EDUCATION)	6	6	12	11	15	26	13	15	28	15	21	36	45	57	102
B.A. (SOCIAL STUDIES EDUCATION)	16	8	24	26	13	39	37	11	48	44	10	54	123	42	165
B.SC (MATHEMATICS EDUCATION)	11	3	14	25	2	27	20	3	23	23	6	29	79	14	93
BBA (ACCOUNTING STUDIES)				17	7	24	24	9	33	39	16	55	80	32	112
BBA (ACCOUNTING)	19	7	26	3	-	3	6	5	11				28	12	40
BBA (HUMAN RESOURCE MANAGEMENT)	23	34	57	31	48	79	28	52	80	49	69	118	131	203	334
DIPLOMA IN ACCOUNTING STUDIES				3	1	4	4	4	8				7	5	12
DIPLOMA IN MANAGEMENT STUDIES				3	8	11	6	14	20				9	22	31
sub-total	75	58	133	119	94	213	138	113	251	170	122	292	502	387	889
ASAMANKESE															
B.Ed (BASIC EDUCATION)							37	45	82	24	31	55	61	76	137
B.Ed (EARLY CHILDHOOD EDUCATION)							2	23	25		17	17	2	40	42
B.ED (EARLY GRADE EDUCATION)	1	4	5	-	6	6							1	10	11
B.ED (JUNIOR HIGH SCHOOL)	7	1	8	9	3	12							16	4	20
B.ED (UPPER PRIMARY - P4 - P6)	6	1	7	4	6	10							10	7	17
DIPLOMA IN BASIC EDUCATION		5	5	5	3	8	9	8	17				14	16	30
DIPLOMA IN EARLY CHILDHOOD EDUCATION							1	5	6				1	5	6
DIPLOMA IN EARLY GRADE EDUCATION		1	1	2	6	8							2	7	9
DIPLOMA IN EDUCATION	3		3										3	-	3
sub-total	17	12	29	20	24	44	49	81	130	24	48	72	110	165	275
ASSIN FOSO															
B.Ed (BASIC EDUCATION)							12	14	26	18	13	31	30	27	57
B.Ed (EARLY CHILDHOOD EDUCATION)							1	2	3		8	8	1	10	11
B.ED (EARLY GRADE EDUCATION)	1	5	6	1	4	5							2	9	11
B.ED (JUNIOR HIGH SCHOOL)	4	2	6	1		1							5	2	7
B.ED (UPPER PRIMARY - P4 - P6)	1	1	2	-	1	1							1	2	3
BBA (ACCOUNTING)	-	1	1										-	1	1
BBA (HUMAN RESOURCE MANAGEMENT)	3	2	5										3	2	5
DIPLOMA IN BASIC EDUCATION	3		3	1	1	2	2	4	6				6	5	11
DIPLOMA IN EARLY CHILDHOOD EDUCATION							2	5	7				2	5	7
DIPLOMA IN EARLY GRADE EDUCATION	1	-	1	-	4	4							1	4	5
DIPLOMA IN EDUCATION	4		4										4	-	4
sub-total	17	11	28	3	10	13	17	25	42	18	21	39	55	67	122
ATEBUBU															
B.A. (SOCIAL STUDIES EDUCATION)	2		2										2	-	2
B.Ed (BASIC EDUCATION)							60	42	102	52	40	92	112	82	194
B.Ed (EARLY CHILDHOOD EDUCATION)							7	31	38	6	23	29	13	54	67
B.ED (EARLY GRADE EDUCATION)	-	5	5		3	3							-	8	8
B.ED (JUNIOR HIGH SCHOOL)	11	4	15	3	1	4							14	5	19
B.ED (UPPER PRIMARY - P4 - P6)	3	5	8	3	3	6							6	8	14
B.SC (MATHEMATICS EDUCATION)	1		1										1	-	1
DIPLOMA IN BASIC EDUCATION	4	3	7	21	10	31	32	22	54				57	35	92

**TABLE 8 (CON'T)**

CENTRE/PROGRAMME	L 100			L 200			L 300			L 400			TOTAL		
	M	F	T	M	F	T	M	F	T	M	F	T	M	F	T
DIPLOMA IN EARLY CHILDHOOD EDUCATION							3	9	12				3	9	12
DIPLOMA IN EARLY GRADE EDUCATION	2	2	4	4	9	13							6	11	17
sub-total	23	19	42	31	26	57	102	104	206	58	63	121	214	212	426
AXIM															
B.Ed (BASIC EDUCATION)							28	26	54	30	19	49	58	45	103
B.Ed (EARLY CHILDHOOD EDUCATION)							-	7	7	-	5	5	-	12	12
B.ED (EARLY GRADE EDUCATION)	-	3	3	1	1	2							1	4	5
B.ED (JUNIOR HIGH SCHOOL)	7	6	13	2	-	2							9	6	15
B.ED (UPPER PRIMARY - P4 - P6)	4	9	13	-	3	3							4	12	16
DIPLOMA IN BASIC EDUCATION	4	7	11	12	9	21	18	20	38				34	36	70
DIPLOMA IN EARLY CHILDHOOD EDUCATION							4	11	15				4	11	15
DIPLOMA IN EARLY GRADE EDUCATION				2	1	3							2	1	3
sub-total	15	25	40	17	14	31	50	64	114	30	24	54	112	127	239
BECHEM															
B.A. (SOCIAL STUDIES EDUCATION)	4	2	6	1	2	3	2	3	5	3	2	5	10	9	19
B.Ed (BASIC EDUCATION)							20	27	47	16	32	48	36	59	95
B.ED (JUNIOR HIGH SCHOOL)	4	3	7	3	3	6							7	6	13
B.ED (UPPER PRIMARY - P4 - P6)	1	3	4	1	1	2							2	4	6
B.SC (MATHEMATICS EDUCATION)				1	1	1			1				2	-	2
DIPLOMA IN BASIC EDUCATION				1	1	2	1		1				2	1	3
sub-total	9	8	17	7	7	14	24	30	54	19	34	53	59	79	138
CAPE COAST															
B.A. (ENGLISH LANGUAGE EDUCATION)	4	-	4	-	1	1	1	-	1	1	2	3	6	3	9
B.A. (SOCIAL STUDIES EDUCATION)	4	6	10	5	4	9	4	1	5	2	4	6	15	15	30
B.Ed (BASIC EDUCATION)							30	37	67	31	25	56	61	62	123
B.Ed (EARLY CHILDHOOD EDUCATION)							1	23	24	1	14	15	2	37	39
B.ED (EARLY GRADE EDUCATION)	2	10	12	1	7	8							3	17	20
B.ED (JUNIOR HIGH SCHOOL)	8	4	12	9	2	11							17	6	23
B.ED (UPPER PRIMARY - P4 - P6)	1	8	9	5	1	6							6	9	15
B.SC (MATHEMATICS EDUCATION)				4	-	4	7	-	7	1	2	3	12	2	14
BBA (ACCOUNTING STUDIES)				2		2	1	-	1	4	-	4	7	-	7
BBA (ACCOUNTING)	-	1	1	-	1	1	3	-	3				3	2	5
BBA (HUMAN RESOURCE MANAGEMENT)	3	8	11	3	8	11	5	13	18	8	9	17	19	38	57
DIPLOMA IN BASIC EDUCATION		2	2	5	6	11	5	9	14				10	17	27
DIPLOMA IN EARLY CHILDHOOD EDUCATION							1	10	11				1	10	11
DIPLOMA IN EARLY GRADE EDUCATION	2	3	5	1	7	8							3	10	13
DIPLOMA IN EDUCATION	6	2	8										6	2	8
DIPLOMA IN MANAGEMENT STUDIES				2	4	6	1	2	3				3	6	9
sub-total	30	44	74	37	41	78	59	95	154	48	56	104	174	236	410
DAMBAI															
B.A. (ENGLISH LANGUAGE EDUCATION)	1	1	2	2		2	-	1	1	-	1	1	3	3	6
B.A. (SOCIAL STUDIES EDUCATION)	4	4	8	2	1	3	2	-	2	2	-	2	10	5	15

**TABLE 8 (CON'T)**

CENTRE/PROGRAMME	L 100			L 200			L 300			L 400			TOTAL		
	M	F	T	M	F	T	M	F	T	M	F	T	M	F	T
B.Ed (BASIC EDUCATION)							15	10	25	12	9	21	27	19	46
B.Ed (EARLY CHILDHOOD EDUCATION)							6	8	14	1	7	8	7	15	22
B.ED (EARLY GRADE EDUCATION)	1	8	9	-	1	1							1	9	10
B.ED (JUNIOR HIGH SCHOOL)	3	-	3										3	-	3
B.ED (UPPER PRIMARY - P4 - P6)	3	1	4	-	2	2							3	3	6
B.SC (MATHEMATICS EDUCATION)	4	1	5	2	-	2	1	-	1	3	-	3	10	1	11
BBA (ACCOUNTING)	2	-	2				4	1	5				6	1	7
BBA (HUMAN RESOURCE MANAGEMENT)	5	1	6				1	2	3				6	3	9
DIPLOMA IN BASIC EDUCATION	1	-	1	8	-	8	8	1	9				17	1	18
DIPLOMA IN EARLY CHILDHOOD EDUCATION							3	6	9				3	6	9
DIPLOMA IN EARLY GRADE EDUCATION	-	2	2	2	3	5							2	5	7
DIPLOMA IN EDUCATION	1	-	1										1	-	1
sub-total	25	18	43	16	7	23	40	29	69	18	17	35	99	71	170
DENU															
B.A. (ENGLISH LANGUAGE EDUCATION)	-	3	3				2	3	5	1	3	4	3	9	12
B.A. (SOCIAL STUDIES EDUCATION)	4	1	5	5	2	7	13	5	18	2	-	2	24	8	32
B.Ed (BASIC EDUCATION)							12	15	27	12	10	22	24	25	49
B.Ed (EARLY CHILDHOOD EDUCATION)							2	20	22	1	8	9	3	28	31
B.ED (EARLY GRADE EDUCATION)	3	8	11	-	7	7							3	15	18
B.ED (JUNIOR HIGH SCHOOL)	13	2	15	6	-	6							19	2	21
B.ED (UPPER PRIMARY - P4 - P6)	2	2	4		1	1							2	3	5
B.SC (MATHEMATICS EDUCATION)				2	-	2	1	1	2	2	-	2	5	1	6
BBA (ACCOUNTING STUDIES)				6	-	6	5	3	8				11	3	14
BBA (ACCOUNTING)	3	2	5	1	1	2	1		1				5	3	8
BBA (HUMAN RESOURCE MANAGEMENT)	14	10	24	9	3	12	12	8	20	6	4	10	41	25	66
DIPLOMA IN BASIC EDUCATION	-	1	1	2	2	4	5	2	7				7	5	12
DIPLOMA IN EARLY CHILDHOOD EDUCATION							-	3	3				-	3	3
DIPLOMA IN EARLY GRADE EDUCATION	-	1	1	1	-	1							1	1	2
DIPLOMA IN MANAGEMENT STUDIES				2	-	2	-	2	2				2	2	4
sub-total	39	30	69	34	16	50	53	62	115	24	25	49	150	133	283
EJISU															
B.A. (ENGLISH LANGUAGE EDUCATION)	1	-	1										1	-	1
B.A. (SOCIAL STUDIES EDUCATION)	8	3	11	4	1	5	4	2	6				16	6	22
B.Ed (BASIC EDUCATION)							31	72	103	32	56	88	63	128	191
B.Ed (EARLY CHILDHOOD EDUCATION)							4	38	42	3	32	35	7	70	77
B.ED (EARLY GRADE EDUCATION)	-	11	11										-	11	11
B.ED (JUNIOR HIGH SCHOOL)	4	3	7	9	3	12							13	6	19
B.ED (UPPER PRIMARY - P4 - P6)	-	11	11	1	8	9							1	19	20
DIPLOMA IN BASIC EDUCATION	1	2	3	4	7	11	6	8	14				11	17	28
DIPLOMA IN EARLY GRADE EDUCATION	1	3	4	4	6	10							5	9	14
DIPLOMA IN EDUCATION	13	6	19										13	6	19
sub-total	28	39	67	22	25	47	45	120	165	35	88	123	130	272	402

**TABLE 8 (CON'T)**

CENTRE/PROGRAMME	L 100			L 200			L 300			L 400			TOTAL		
	M	F	T	M	F	T	M	F	T	M	F	T	M	F	T
<b>ENCHI</b>															
B.Ed (BASIC EDUCATION)							19	30	49	16	13	29	35	43	78
B.ED (JUNIOR HIGH SCHOOL)	4	-	4	1	1	2							5	1	6
B.ED (UPPER PRIMARY - P4 - P6)	3	-	3	-	2	2							3	2	5
DIPLOMA IN BASIC EDUCATION	3	-	3	6	2	8	12	8	20				21	10	31
DIPLOMA IN EARLY GRADE EDUCATION	2	1	3										2	1	3
sub-total	12	1	13	7	5	12	31	38	69	16	13	29	66	57	123
<b>HO</b>															
B.A. (ENGLISH LANGUAGE EDUCATION)	2	11	13	5	10	15	2	4	6	2	2	4	11	27	38
B.A. (SOCIAL STUDIES EDUCATION)	10	6	16	11	3	14	10	5	15	14	5	19	45	19	64
B.Ed (BASIC EDUCATION)							40	38	78	35	52	87	75	90	165
B.Ed (EARLY CHILDHOOD EDUCATION)							-	41	41	2	28	30	2	69	71
B.ED (EARLY GRADE EDUCATION)	3	18	21	1	15	16							4	33	37
B.ED (JUNIOR HIGH SCHOOL)	7	6	13	11	6	17							18	12	30
B.ED (UPPER PRIMARY - P4 - P6)	2	3	5		3	3							2	6	8
B.SC (MATHEMATICS EDUCATION)	7	1	8	3	2	5	6	1	7	13	-	13	29	4	33
BBA (ACCOUNTING STUDIES)				11	3	14	8	2	10	23	11	34	42	16	58
BBA (ACCOUNTING)	5	1	6	1		1	11	3	14				17	4	21
BBA (HUMAN RESOURCE MANAGEMENT)	7	12	19	15	15	30	14	15	29	21	27	48	57	69	126
DIPLOMA IN ACCOUNTING STUDIES				2	-	2							2	-	2
DIPLOMA IN BASIC EDUCATION	3	1	4	6	4	10	6	10	16				15	15	30
DIPLOMA IN EARLY CHILDHOOD EDUCATION							-	10	10				-	10	10
DIPLOMA IN EARLY GRADE EDUCATION	-	2	2	1	6	7							1	8	9
DIPLOMA IN EDUCATION	4	1	5										4	1	5
DIPLOMA IN MANAGEMENT STUDIES				2	3	5	-	3	3				2	6	8
sub-total	50	62	112	69	70	139	97	132	229	110	125	235	326	389	715
<b>HOHOE</b>															
B.A. (ENGLISH LANGUAGE EDUCATION)	1	4	5	1	3	4	1	2	3	1	1	2	4	10	14
B.A. (SOCIAL STUDIES EDUCATION)	5	2	7	4	1	5	4	2	6	1	-	1	14	5	19
B.Ed (BASIC EDUCATION)							34	43	77	22	29	51	56	72	128
B.Ed (EARLY CHILDHOOD EDUCATION)							7	39	46	1	31	32	8	70	78
B.ED (EARLY GRADE EDUCATION)	-	6	6	1	8	9							1	14	15
B.ED (JUNIOR HIGH SCHOOL)	5	2	7	5	1	6							10	3	13
B.ED (UPPER PRIMARY - P4 - P6)	2	1	3	1	4	5							3	5	8
B.SC (MATHEMATICS EDUCATION)	2		2	2	-	2	5	-	5	4	-	4	13	-	13
BBA (ACCOUNTING)	1	2	3				2	-	2				3	2	5
BBA (HUMAN RESOURCE MANAGEMENT)	1	7	8	1	2	3	1	1	2				3	10	13
DIPLOMA IN BASIC EDUCATION	4	2	6	3	4	7	5	5	10				12	11	23
DIPLOMA IN EARLY CHILDHOOD EDUCATION							4	11	15				4	11	15

**TABLE 8 (CON'T)**

CENTRE/PROGRAMME	L 100			L 200			L 300			L 400			TOTAL		
	M	F	T	M	F	T	M	F	T	M	F	T	M	F	T
DIPLOMA IN EARLY GRADE EDUCATION	-	3	3	-	7	7							-	10	10
DIPLOMA IN EDUCATION	1	1	2										1	1	2
sub-total	22	30	52	18	30	48	63	103	166	29	61	90	132	224	356
JACHIE-PRAMSO															
B.Ed (BASIC EDUCATION)							4	8	12				4	8	12
sub-total							4	8	12				4	8	12
KASOA															
B.A. (ENGLISH LANGUAGE EDUCATION)	2	7	9	5	5	10	4	2	6	2	3	5	13	17	30
B.A. (SOCIAL STUDIES EDUCATION)	15	10	25	7	4	11							22	14	36
B.Ed (BASIC EDUCATION)							38	50	88	18	34	52	56	84	140
B.Ed (EARLY CHILDHOOD EDUCATION)							1	29	30	1	17	18	2	46	48
B.ED (EARLY GRADE EDUCATION)	1	45	46	-	17	17							1	62	63
B.ED (JUNIOR HIGH SCHOOL)	31	20	51	12	8	20							43	28	71
B.ED (UPPER PRIMARY - P4 - P6)	8	21	29	4	15	19							12	36	48
B.SC (MATHEMATICS EDUCATION)	9	-	9	7	-	7							16	-	16
BBA (ACCOUNTING STUDIES)				4	1	5	3	1	4	11	5	16	18	7	25
BBA (ACCOUNTING)	12	4	16	2	-	2	4	1	5				18	5	23
BBA (HUMAN RESOURCE MANAGEMENT)	19	12	31	11	11	22	11	9	20	6	9	15	47	41	88
DIPLOMA IN ACCOUNTING STUDIES					1	1	1	-	1				1	1	2
DIPLOMA IN BASIC EDUCATION	4	7	11	8	9	17	4	9	13				16	25	41
DIPLOMA IN EARLY CHILDHOOD EDUCATION							6	16	22				6	16	22
DIPLOMA IN EARLY GRADE EDUCATION	1	8	9	4	21	25							5	29	34
DIPLOMA IN EDUCATION	3	-	3										3	-	3
DIPLOMA IN MANAGEMENT STUDIES				3	1	4	2	3	5				5	4	9
sub-total	105	134	239	67	93	160	74	120	194	38	68	106	284	415	699
KOFORIDUA															
B.A. (ENGLISH LANGUAGE EDUCATION)	6	4	10	7	6	13	1	3	4	3	6	9	17	19	36
B.A. (SOCIAL STUDIES EDUCATION)	13	6	19	19	11	30	14	4	18	6	9	15	52	30	82
B.Ed (BASIC EDUCATION)							51	110	161	37	81	118	88	191	279
B.Ed (EARLY CHILDHOOD EDUCATION)							5	65	70		46	46	5	111	116
B.ED (EARLY GRADE EDUCATION)	1	19	20	1	23	24							2	42	44
B.ED (JUNIOR HIGH SCHOOL)	10	12	22	9	11	20							19	23	42
B.ED (UPPER PRIMARY - P4 - P6)	2	17	19	3	13	16							5	30	35
B.SC (MATHEMATICS EDUCATION)	3		3	14	3	17	5	1	6	4	-	4	26	4	30
BBA (ACCOUNTING STUDIES)				8	2	10	6	-	6	10	6	16	24	8	32
BBA (ACCOUNTING)	4	3	7	1		1	7	2	9				12	5	17
BBA (HUMAN RESOURCE MANAGEMENT)	6	13	19	7	13	20	8	22	30	5	25	30	26	73	99
DIPLOMA IN ACCOUNTING STUDIES				1		1	3	-	3				4	-	4

**TABLE 8 (CON'T)**

CENTRE/PROGRAMME	L 100			L 200			L 300			L 400			TOTAL		
	M	F	T	M	F	T	M	F	T	M	F	T	M	F	T
DIPLOMA IN BASIC EDUCATION	1	3	4	8	7	15	7	18	25				16	28	44
DIPLOMA IN EARLY CHILDHOOD EDUCATION							7	20	27				7	20	27
DIPLOMA IN EARLY GRADE EDUCATION		2	2	2	12	14							2	14	16
DIPLOMA IN EDUCATION	7	3	10										7	3	10
DIPLOMA IN MANAGEMENT STUDIES							1	2	3				1	2	3
sub-total	53	82	135	80	101	181	115	247	362	65	173	238	313	603	916
KUMASI AAMUSTED															
B.A. (ENGLISH LANGUAGE EDUCATION)	19	15	34	21	32	53	20	29	49				60	76	136
B.A. (SOCIAL STUDIES EDUCATION)	31	17	48	55	28	83	39	23	62				125	68	193
B.Ed (BASIC EDUCATION)							98	185	283	109	160	269	207	345	552
B.Ed (EARLY CHILDHOOD EDUCATION)							8	81	89	3	58	61	11	139	150
B.ED (EARLY GRADE EDUCATION)	4	36	40		29	29							4	65	69
B.ED (JUNIOR HIGH SCHOOL)	24	16	40	29	44	73							53	60	113
B.ED (UPPER PRIMARY - P4 - P6)	5	26	31	5	39	44							10	65	75
B.SC (MATHEMATICS EDUCATION)	14	4	18	27	7	34	28	3	31				69	14	83
BBA (ACCOUNTING STUDIES)				12	8	20	8	8	16	15	13	28	35	29	64
BBA (ACCOUNTING)	6	3	9				4		4				10	3	13
BBA (HUMAN RESOURCE MANAGEMENT)	13	15	28	28	43	71	26	24	50	9	7	16	76	89	165
DIPLOMA IN ACCOUNTING STUDIES				1	3	4	7	3	10				8	6	14
DIPLOMA IN BASIC EDUCATION	3	1	4	12	25	37	25	42	67				40	68	108
DIPLOMA IN EARLY CHILDHOOD EDUCATION							36	56	92				36	56	92
DIPLOMA IN EARLY GRADE EDUCATION	3	6	9	14	40	54							17	46	63
DIPLOMA IN EDUCATION	16	16	32										16	16	32
DIPLOMA IN MANAGEMENT STUDIES				6	3	9	5	7	12				11	10	21
sub-total	138	155	293	210	301	511	304	461	765	136	238	374	788	1,155	1,943
KUMASI ISLAMIC SHS															
B.A. (ENGLISH LANGUAGE EDUCATION)	5	2	7	4	5	9	6	3	9	10	12	22	25	22	47
B.A. (SOCIAL STUDIES EDUCATION)	9	8	17	9	4	13	16	11	27	40	16	56	74	39	113
B.Ed (BASIC EDUCATION)							35	69	104	21	43	64	56	112	168
B.Ed (EARLY CHILDHOOD EDUCATION)							4	44	48	3	42	45	7	86	93
B.ED (EARLY GRADE EDUCATION)		21	21	3	15	18							3	36	39
B.ED (JUNIOR HIGH SCHOOL)	13	11	24	12	9	21							25	20	45
B.ED (UPPER PRIMARY - P4 - P6)	1	12	13		2	2							1	14	15
B.SC (MATHEMATICS EDUCATION)	4	1	5	6	1	7	15	1	16	24	2	26	49	5	54
BBA (ACCOUNTING STUDIES)				4	2	6	1		1	26	16	42	31	18	49
BBA (ACCOUNTING)		1	1				1		1				1	1	2
BBA (HUMAN RESOURCE MANAGEMENT)	6	7	13	9	6	15	12	17	29	27	39	66	54	69	123
DIPLOMA IN BASIC EDUCATION	2	2	4	4	10	14	8	7	15				14	19	33
DIPLOMA IN EARLY CHILDHOOD EDUCATION							3	19	22				3	19	22

**TABLE 8 (CON'T)**

CENTRE/PROGRAMME	L 100			L 200			L 300			L 400			TOTAL		
	M	F	T	M	F	T	M	F	T	M	F	T	M	F	T
DIPLOMA IN EARLY GRADE EDUCATION	-	2	2	-	8	8							-	10	10
DIPLOMA IN EDUCATION	8	5	13										8	5	13
DIPLOMA IN MANAGEMENT STUDIES				1	1	2							1	1	2
sub-total	48	72	120	52	63	115	101	171	272	151	170	321	352	476	828
<b>MAMPONG AAMUSTED</b>															
B.Ed (BASIC EDUCATION)							20	28	48	34	46	80	54	74	128
B.Ed (EARLY CHILDHOOD EDUCATION)							3	18	21	5	24	29	8	42	50
B.ED (EARLY GRADE EDUCATION)	1	7	8	-	7	7							1	14	15
B.ED (JUNIOR HIGH SCHOOL)	2	-	2	2	1	3							4	1	5
B.ED (UPPER PRIMARY - P4 - P6)	3	-	3		1	1							3	1	4
DIPLOMA IN BASIC EDUCATION				3	2	5	1	4	5				4	6	10
DIPLOMA IN EARLY CHILDHOOD EDUCATION							1	1	2				1	1	2
DIPLOMA IN EARLY GRADE EDUCATION				2	2	4							2	2	4
DIPLOMA IN EDUCATION	2	-	2										2	-	2
sub-total	8	7	15	7	13	20	25	51	76	39	70	109	79	141	220
<b>NAVRONGO</b>															
B.A. (ENGLISH LANGUAGE EDUCATION)	-	1	1	-	1	1							-	2	2
B.A. (SOCIAL STUDIES EDUCATION)	4	1	5	2	2	4	1	1	2	2	1	3	9	5	14
B.Ed (BASIC EDUCATION)							42	56	98	34	34	68	76	90	166
B.Ed (EARLY CHILDHOOD EDUCATION)							5	33	38	4	25	29	9	58	67
B.ED (EARLY GRADE EDUCATION)	2	16	18	-	11	11							2	27	29
B.ED (JUNIOR HIGH SCHOOL)	10	4	14	7	4	11							17	8	25
B.ED (UPPER PRIMARY - P4 - P6)	4	4	8	3	3	6							7	7	14
B.SC (MATHEMATICS EDUCATION)	2		2	7		7	3	-	3	1	-	1	13	-	13
BBA (ACCOUNTING STUDIES)				5	1	6	1	-	1	9	5	14	15	6	21
BBA (ACCOUNTING)	6	1	7	2	-	2	4	3	7				12	4	16
BBA (HUMAN RESOURCE MANAGEMENT)	2	7	9	6	8	14	7	22	29	9	19	28	24	56	80
DIPLOMA IN ACCOUNTING STUDIES					4	4		1	1				-	5	5
DIPLOMA IN BASIC EDUCATION	4	1	5	17	19	36	9	14	23				30	34	64
DIPLOMA IN EARLY CHILDHOOD EDUCATION							3	29	32				3	29	32
DIPLOMA IN EARLY GRADE EDUCATION	-	1	1	1	13	14							1	14	15
DIPLOMA IN EDUCATION	4	3	7										4	3	7
DIPLOMA IN MANAGEMENT STUDIES				1	4	5	1	4	5				2	8	10
sub-total	38	39	77	51	70	121	76	163	239	59	84	143	224	356	580
<b>NKAWKAW</b>															
B.Ed (BASIC EDUCATION)							44	62	106	52	63	115	96	125	221
B.Ed (EARLY CHILDHOOD EDUCATION)							4	22	26	1	19	20	5	41	46
B.ED (EARLY GRADE EDUCATION)	-	6	6	-	6	6							-	12	12
B.ED (JUNIOR HIGH SCHOOL)	6	2	8	7	3	10							13	5	18
B.ED (UPPER PRIMARY - P4 - P6)	2	4	6	1	5	6							3	9	12



**TABLE 8 (CON'T)**

CENTRE/PROGRAMME	L 100			L 200			L 300			L 400			TOTAL		
	M	F	T	M	F	T	M	F	T	M	F	T	M	F	T
DIPLOMA IN BASIC EDUCATION	1	1	2	7	8	15	8	9	17				16	18	34
DIPLOMA IN EARLY CHILDHOOD EDUCATION								2	12	14			2	12	14
DIPLOMA IN EARLY GRADE EDUCATION	1	2	3	1	9	10							2	11	13
DIPLOMA IN EDUCATION	3	1	4										3	1	4
sub-total	13	16	29	16	31	47	58	105	163	53	82	135	140	234	374
OBUASI															
B.A. (ENGLISH LANGUAGE EDUCATION)	3	1	4	2	1	3	2		2				7	2	9
B.A. (SOCIAL STUDIES EDUCATION)	6	2	8	3		3	4	2	6	3	3	6	16	7	23
B.Ed (BASIC EDUCATION)							50	94	144	40	62	102	90	156	246
B.Ed (EARLY CHILDHOOD EDUCATION)							1	38	39	1	23	24	2	61	63
B.ED (EARLY GRADE EDUCATION)	1	13	14		5	5							1	18	19
B.ED (JUNIOR HIGH SCHOOL)	8	4	12	8	10	18							16	14	30
B.ED (UPPER PRIMARY - P4 - P6)	6	4	10	7	11	18							13	15	28
B.SC (MATHEMATICS EDUCATION)	6	1	7	4		4	1		1	1	1	2	12	2	14
BBA (ACCOUNTING STUDIES)				2		2	2		2				4		4
BBA (ACCOUNTING)	3		3				3	1	4				6	1	7
BBA (HUMAN RESOURCE MANAGEMENT)	9	8	17	5	8	13	7	4	11	3	9	12	24	29	53
DIPLOMA IN ACCOUNTING STUDIES					1	1	1		1				1	1	2
DIPLOMA IN BASIC EDUCATION	2	1	3	3	4	7	9	20	29				14	25	39
DIPLOMA IN EARLY CHILDHOOD EDUCATION							5	15	20				5	15	20
DIPLOMA IN EARLY GRADE EDUCATION	2	7	9	4	2	6							6	9	15
DIPLOMA IN EDUCATION	7	5	12										7	5	12
DIPLOMA IN MANAGEMENT STUDIES				1		1		1	1				1	1	2
sub-total	53	46	99	39	42	81	85	175	260	48	98	146	225	361	586
ODUMASE-KROBO															
B.Ed (BASIC EDUCATION)							18	33	51	8	21	29	26	54	80
B.Ed (EARLY CHILDHOOD EDUCATION)								7	7		8	8		15	15
B.ED (EARLY GRADE EDUCATION)		7	7											7	7
B.ED (JUNIOR HIGH SCHOOL)	4	2	6	5	3	8							9	5	14
B.ED (UPPER PRIMARY - P4 - P6)	2	1	3		3	3							2	4	6
DIPLOMA IN BASIC EDUCATION		2	2	2		2	3	6	9				5	8	13
DIPLOMA IN EARLY GRADE EDUCATION		1	1											1	1
sub-total	6	13	19	7	6	13	21	46	67	8	29	37	42	94	136
OFFINSO															
B.A. (ENGLISH LANGUAGE EDUCATION)	2		2	2	1	3	2	1	3	2		2	8	2	10
B.A. (SOCIAL STUDIES EDUCATION)	4	3	7		2	2	3	1	4	3	2	5	10	8	18
B.Ed (BASIC EDUCATION)							9	18	27	3	9	12	12	27	39
B.Ed (EARLY CHILDHOOD EDUCATION)								6	6		4	4		10	10
B.ED (EARLY GRADE EDUCATION)		5	5		4	4								9	9
B.ED (JUNIOR HIGH SCHOOL)	2	1	3	1		1							3	1	4
B.ED (UPPER PRIMARY - P4 - P6)			2	2										2	2

**TABLE 8 (CON'T)**

CENTRE/PROGRAMME	L 100			L 200			L 300			L 400			TOTAL		
	M	F	T	M	F	T	M	F	T	M	F	T	M	F	T
B.SC (MATHEMATICS EDUCATION)	1	-	1	4	-	4				1	2	3	6	2	8
DIPLOMA IN BASIC EDUCATION	-	2	2	4	3	7	2	1	3				6	6	12
DIPLOMA IN EARLY CHILDHOOD EDUCATION							2	1	3				2	1	3
DIPLOMA IN EARLY GRADE EDUCATION				1	-	1							1	-	1
DIPLOMA IN EDUCATION	1	2	3										1	2	3
sub-total	10	15	25	12	10	22	18	28	46	9	17	26	49	70	119
PUSIGA															
B.A. (ENGLISH LANGUAGE EDUCATION)	1	1	2	2	1	3	1	2	3	5	1	6	9	5	14
B.A. (SOCIAL STUDIES EDUCATION)	4	-	4	4	-	4	4	1	5	2	2	4	14	3	17
B.Ed (BASIC EDUCATION)							53	44	97	43	25	68	96	69	165
B.Ed (EARLY CHILDHOOD EDUCATION)							3	26	29	5	15	20	8	41	49
B.ED (EARLY GRADE EDUCATION)	2	16	18	2	7	9							4	23	27
B.ED (JUNIOR HIGH SCHOOL)	10	3	13	13	3	16							23	6	29
B.ED (UPPER PRIMARY - P4 - P6)	7	4	11	3	4	7							10	8	18
B.SC (MATHEMATICS EDUCATION)	3	-	3	6	-	6	5	-	5	5	1	6	19	1	20
BBA (ACCOUNTING STUDIES)				5	1	6	5	-	5	7	3	10	17	4	21
BBA (ACCOUNTING)	5	-	5	-	1	1	6	3	9				11	4	15
BBA (HUMAN RESOURCE MANAGEMENT)	-	4	4	3	4	7		6	6	4	4	8	7	18	25
DIPLOMA IN ACCOUNTING STUDIES				1	-	1		1	1				1	1	2
DIPLOMA IN BASIC EDUCATION	2	1	3	12	6	18	21	5	26				35	12	47
DIPLOMA IN EARLY CHILDHOOD EDUCATION							12	41	53				12	41	53
DIPLOMA IN EARLY GRADE EDUCATION	-	1	1	3	17	20							3	18	21
DIPLOMA IN MANAGEMENT STUDIES				1	-	1		2	2				1	2	3
sub-total	34	30	64	55	44	99	110	131	241	71	51	122	270	256	526
SEFWI-DEBISO															
B.A. (ENGLISH LANGUAGE EDUCATION)							1	-	1				1	-	1
B.A. (SOCIAL STUDIES EDUCATION)	2	1	3	12	3	15	5	1	6				19	5	24
B.Ed (BASIC EDUCATION)							43	25	68	35	14	49	78	39	117
B.Ed (EARLY CHILDHOOD EDUCATION)							1	22	23	3	10	13	4	32	36
B.ED (EARLY GRADE EDUCATION)	1	3	4	7	10	17							8	13	21
B.ED (JUNIOR HIGH SCHOOL)	14	4	18	15	1	16							29	5	34
B.ED (UPPER PRIMARY - P4 - P6)				2	4	6							2	4	6
BBA (ACCOUNTING)	1	-	1				1	-	1				2	-	2
BBA (HUMAN RESOURCE MANAGEMENT)	3	4	7	2	5	7	1	1	2				6	10	16
DIPLOMA IN BASIC EDUCATION	1	-	1	3	3	6	2	2	4				6	5	11
DIPLOMA IN EARLY CHILDHOOD EDUCATION							3	3	6				3	3	6
DIPLOMA IN EARLY GRADE EDUCATION	3	2	5	8	6	14							11	8	19
sub-total	25	14	39	49	32	81	57	54	111	38	24	62	169	124	293
SEFWI-WIAWSO															

**TABLE 8 (CON'T)**

CENTRE/PROGRAMME	L 100			L 200			L 300			L 400			TOTAL			
	M	F	T	M	F	T	M	F	T	M	F	T	M	F	T	
B.A. (SOCIAL STUDIES EDUCATION)		5	4	9	4	1	5	3	-	3				12	5	17
B.Ed (BASIC EDUCATION)								31	34	65	21	23	44	52	57	109
B.Ed (EARLY CHILDHOOD EDUCATION)								1	13	14	-	1	1	1	14	15
B.ED (EARLY GRADE EDUCATION)			2	2										-	2	2
B.ED (JUNIOR HIGH SCHOOL)		6	1	7	6	-	6							12	1	13
B.ED (UPPER PRIMARY - P4 - P6)		3	3	6	1	3	4							4	6	10
DIPLOMA IN BASIC EDUCATION		1	1	2	3	4	7	5	5	10				9	10	19
DIPLOMA IN EARLY CHILDHOOD EDUCATION								2	4	6				2	4	6
DIPLOMA IN EARLY GRADE EDUCATION		-	1	1	-	5	5							-	6	6
sub-total		15	12	27	14	13	27	42	56	98	21	24	45	92	105	197
SEKONDI																
B.A. (ENGLISH LANGUAGE EDUCATION)		11	5	16	5	3	8	3	6	9	5	7	12	24	21	45
B.A. (SOCIAL STUDIES EDUCATION)		11	5	16	8	3	11	2	3	5	7	3	10	28	14	42
B.Ed (BASIC EDUCATION)								26	74	100	19	65	84	45	139	184
B.Ed (EARLY CHILDHOOD EDUCATION)								-	51	51	2	24	26	2	75	77
B.ED (EARLY GRADE EDUCATION)		-	43	43	-	24	24							-	67	67
B.ED (JUNIOR HIGH SCHOOL)		10	13	23	15	14	29							25	27	52
B.ED (UPPER PRIMARY - P4 - P6)		1	13	14	4	15	19							5	28	33
B.SC (MATHEMATICS EDUCATION)		11	1	12	9	2	11	5	-	5	5	3	8	30	6	36
BBA (ACCOUNTING STUDIES)					2	2	4	4	4	8	14	3	17	20	9	29
BBA (ACCOUNTING)		4	4	8	1	-	1							5	4	9
BBA (HUMAN RESOURCE MANAGEMENT)		13	13	26	11	8	19	11	21	32	6	16	22	41	58	99
DIPLOMA IN ACCOUNTING STUDIES								4	1	5				4	1	5
DIPLOMA IN BASIC EDUCATION		5	4	9	9	12	21	6	17	23				20	33	53
DIPLOMA IN EARLY CHILDHOOD EDUCATION								1	29	30				1	29	30
DIPLOMA IN EARLY GRADE EDUCATION		-	10	10	1	13	14							1	23	24
DIPLOMA IN EDUCATION		3	-	3										3	-	3
DIPLOMA IN MANAGEMENT STUDIES					-	7	7	3	8	11				3	15	18
sub-total		69	111	180	65	103	168	65	214	279	58	121	179	257	549	806
SOGAKOPE																
B.Ed (BASIC EDUCATION)								32	27	59	13	18	31	45	45	90
B.Ed (EARLY CHILDHOOD EDUCATION)								2	21	23	1	7	8	3	28	31
B.ED (EARLY GRADE EDUCATION)		-	1	1	-	1	1							-	2	2
B.ED (JUNIOR HIGH SCHOOL)		7	1	8	3	2	5							10	3	13
B.ED (UPPER PRIMARY - P4 - P6)		1		1	2		2							3	-	3
DIPLOMA IN BASIC EDUCATION		1	1	2	1	1	2	1	2	3				3	4	7
DIPLOMA IN EARLY CHILDHOOD EDUCATION								-	9	9				-	9	9
DIPLOMA IN EARLY GRADE EDUCATION		-	1	1	2	2	4							2	3	5
sub-total		9	4	13	8	6	14	35	59	94	14	25	39	66	94	160
SUNYANI																
B.A. (ENGLISH LANGUAGE EDUCATION)		3	5	8	2	2	4	1	3	4	6	1	7	12	11	23

**TABLE 8 (CON'T)**

CENTRE/PROGRAMME	L 100			L 200			L 300			L 400			TOTAL		
	M	F	T	M	F	T	M	F	T	M	F	T	M	F	T
B.A. (SOCIAL STUDIES EDUCATION)	14	5	19	18	6	24	12	6	18	18	8	26	62	25	87
B.Ed (BASIC EDUCATION)							131	229	360	100	199	299	231	428	659
B.Ed (EARLY CHILDHOOD EDUCATION)							3	69	72	10	104	114	13	173	186
B.ED (EARLY GRADE EDUCATION)	1	24	25	-	12	12							1	36	37
B.ED (JUNIOR HIGH SCHOOL)	16	10	26	28	14	42							44	24	68
B.ED (UPPER PRIMARY - P4 - P6)	11	16	27	2	25	27							13	41	54
B.SC (MATHEMATICS EDUCATION)	5	-	5	7		7	3	-	3	7	-	7	22	-	22
BBA (ACCOUNTING STUDIES)				6	1	7	2	2	4	10	1	11	18	4	22
BBA (ACCOUNTING)	3	4	7	1		1	3	4	7				7	8	15
BBA (HUMAN RESOURCE MANAGEMENT)	14	22	36	10	21	31	13	17	30	13	15	28	50	75	125
DIPLOMA IN ACCOUNTING STUDIES				1		1	2		2				3	-	3
DIPLOMA IN BASIC EDUCATION	4	-	4	5	7	12	13	17	30				22	24	46
DIPLOMA IN EARLY CHILDHOOD EDUCATION							9	34	43				9	34	43
DIPLOMA IN EARLY GRADE EDUCATION	3	4	7	5	16	21							8	20	28
DIPLOMA IN EDUCATION	5	2	7										5	2	7
DIPLOMA IN MANAGEMENT STUDIES				-	2	2							-	2	2
sub-total	79	92	171	85	106	191	192	381	573	164	328	492	520	907	1,427
TAMALE BATCO															
B.A. (ENGLISH LANGUAGE EDUCATION)	-	1	1										-	1	1
B.A. (SOCIAL STUDIES EDUCATION)	1	3	4										1	3	4
B.Ed (BASIC EDUCATION)							72	114	186	120	135	255	192	249	441
B.Ed (EARLY CHILDHOOD EDUCATION)							24	91	115	15	56	71	39	147	186
B.ED (EARLY GRADE EDUCATION)	2	30	32	4	31	35							6	61	67
B.ED (JUNIOR HIGH SCHOOL)	15	9	24	16	10	26							31	19	50
B.ED (UPPER PRIMARY - P4 - P6)	9	7	16	4	17	21							13	24	37
DIPLOMA IN BASIC EDUCATION	25	27	52	50	80	130	56	51	107				131	158	289
DIPLOMA IN EARLY CHILDHOOD EDUCATION							8	55	63				8	55	63
DIPLOMA IN EARLY GRADE EDUCATION	3	26	29	13	41	54							16	67	83
DIPLOMA IN EDUCATION	10	10	20										10	10	20
sub-total	65	113	178	87	179	266	160	311	471	135	191	326	447	794	1,241
TAMALE NOBISCO															
B.A. (ENGLISH LANGUAGE EDUCATION)	4	3	7	4	3	7	1	1	2	3	1	4	12	8	20
B.A. (SOCIAL STUDIES EDUCATION)	8	4	12	8	6	14	5	4	9	5	2	7	26	16	42
B.Ed (BASIC EDUCATION)							1	-	1				1	-	1
B.ED (EARLY GRADE EDUCATION)	-	1	1										-	1	1
B.SC (MATHEMATICS EDUCATION)	4	-	4	11	-	11	3	1	4	10	1	11	28	2	30
BBA (ACCOUNTING STUDIES)				7		7	2	3	5	60	24	84	69	27	96
BBA (ACCOUNTING)	10	4	14	3	2	5	26	10	36				39	16	55

**TABLE 8 (CON'T)**

CENTRE/PROGRAMME	L 100			L 200			L 300			L 400			TOTAL		
	M	F	T	M	F	T	M	F	T	M	F	T	M	F	T
BBA (HUMAN RESOURCE MANAGEMENT)	21	17	38	29	38	67	64	58	122	79	85	164	193	198	391
DIPLOMA IN ACCOUNTING STUDIES				-	1	1	2	4	6				2	5	7
DIPLOMA IN MANAGEMENT STUDIES				2	2	4	5	7	12				7	9	16
sub-total	47	29	76	64	52	116	109	88	197	157	113	270	377	282	659
TARKWA															
B.Ed (BASIC EDUCATION)							27	60	87	19	34	53	46	94	140
B.Ed (EARLY CHILDHOOD EDUCATION)							1	21	22	-	9	9	1	30	31
B.ED (EARLY GRADE EDUCATION)	-	21	21	-	9	9								30	30
B.ED (JUNIOR HIGH SCHOOL)	12	6	18	12	2	14							24	8	32
B.ED (UPPER PRIMARY - P4 - P6)	1	10	11	3	6	9							4	16	20
BBA (ACCOUNTING STUDIES)				4	1	5							4	1	5
BBA (ACCOUNTING)	4	1	5										4	1	5
BBA (HUMAN RESOURCE MANAGEMENT)	8	8	16	8	1	9							16	9	25
DIPLOMA IN BASIC EDUCATION	2	1	3	6	8	14	11	12	23				19	21	40
DIPLOMA IN EARLY CHILDHOOD EDUCATION							1	4	5				1	4	5
DIPLOMA IN EARLY GRADE EDUCATION	-	3	3	1	9	10							1	12	13
DIPLOMA IN EDUCATION	4	-	4										4	-	4
sub-total	31	50	81	34	36	70	40	97	137	19	43	62	124	226	350
TECHIMAN															
B.A. (ENGLISH LANGUAGE EDUCATION)	7	6	13	7	4	11	7	8	15	7	9	16	28	27	55
B.A. (SOCIAL STUDIES EDUCATION)	25	11	36	18	8	26	19	19	38	31	18	49	93	56	149
B.Ed (BASIC EDUCATION)							116	162	278	73	118	191	189	280	469
B.Ed (EARLY CHILDHOOD EDUCATION)							3	108	111	2	81	83	5	189	194
B.ED (EARLY GRADE EDUCATION)	1	11	12	-	18	18							1	29	30
B.ED (JUNIOR HIGH SCHOOL)	7	6	13	23	8	31							30	14	44
B.ED (UPPER PRIMARY - P4 - P6)	9	11	20	5	10	15							14	21	35
B.SC (MATHEMATICS EDUCATION)	8	1	9	15	1	16	9	-	9	16	-	16	48	2	50
BBA (ACCOUNTING STUDIES)				9	7	16	14	10	24	24	10	34	47	27	74
BBA (ACCOUNTING)	7	5	12	-	2	2	11	3	14				18	10	28
BBA (HUMAN RESOURCE MANAGEMENT)	20	14	34	20	19	39	24	20	44	16	15	31	80	68	148
DIPLOMA IN ACCOUNTING STUDIES				1	2	3	2	-	2				3	2	5
DIPLOMA IN BASIC EDUCATION	2	1	3	12	12	24	11	14	25				25	27	52
DIPLOMA IN EARLY CHILDHOOD EDUCATION							10	24	34				10	24	34
DIPLOMA IN EARLY GRADE EDUCATION	3	5	8	5	15	20							8	20	28
DIPLOMA IN EDUCATION	1	-	1										1	-	1
DIPLOMA IN MANAGEMENT STUDIES				2	1	3	-	4	4				2	5	7
sub-total	90	71	161	117	107	224	226	372	598	169	251	420	602	801	1,403
TEMA															
B.A. (ENGLISH LANGUAGE EDUCATION)	1	-	1										1	-	1
B.Ed (BASIC EDUCATION)							25	54	79	18	44	62	43	98	141

**TABLE 8 (CON'T)**

CENTRE/PROGRAMME	L 100			L 200			L 300			L 400			TOTAL		
	M	F	T	M	F	T	M	F	T	M	F	T	M	F	T
B.Ed (EARLY CHILDHOOD EDUCATION)							3	28	31	1	23	24	4	51	55
B.ED (EARLY GRADE EDUCATION)	-	53	53	1	23	24							1	76	77
B.ED (JUNIOR HIGH SCHOOL)	23	14	37	14	15	29							37	29	66
B.ED (UPPER PRIMARY - P4 - P6)	5	30	35	1	15	16							6	45	51
DIPLOMA IN BASIC EDUCATION	6	11	17	10	13	23	15	20	35				31	44	75
DIPLOMA IN EARLY CHILDHOOD EDUCATION							1	30	31				1	30	31
DIPLOMA IN EARLY GRADE EDUCATION	1	9	10	-	18	18							1	27	28
DIPLOMA IN EDUCATION	3	2	5										3	2	5
sub-total	39	119	158	26	84	110	44	132	176	19	67	86	128	402	530
TESHIE MILITARY ACADEMY															
B.A. (ENGLISH LANGUAGE EDUCATION)	2	6	8										2	6	8
B.A. (SOCIAL STUDIES EDUCATION)	9	3	12										9	3	12
B.Ed (BASIC EDUCATION)							4	11	15				4	11	15
B.ED (EARLY GRADE EDUCATION)	-	31	31										-	31	31
B.ED (JUNIOR HIGH SCHOOL)	17	6	23										17	6	23
B.ED (UPPER PRIMARY - P4 - P6)	1	8	9										1	8	9
B.SC (MATHEMATICS EDUCATION)	5	1	6										5	1	6
BBA (ACCOUNTING)	3	1	4				-	1	1				3	2	5
BBA (HUMAN RESOURCE MANAGEMENT)	10	15	25	1	1	2	2	1	3				13	17	30
DIPLOMA IN BASIC EDUCATION	-	5	5										-	5	5
DIPLOMA IN EARLY GRADE EDUCATION	2	6	8										2	6	8
sub-total	49	82	131	1	1	2	6	13	19				56	96	152
WA															
B.A. (ENGLISH LANGUAGE EDUCATION)	-	3	3	3	1	4	1	-	1				4	4	8
B.A. (SOCIAL STUDIES EDUCATION)	8	1	9	4	1	5	6	-	6	1	-	1	19	2	21
B.Ed (BASIC EDUCATION)							42	49	91	44	43	87	86	92	178
B.Ed (EARLY CHILDHOOD EDUCATION)							2	35	37	4	25	29	6	60	66
B.ED (EARLY GRADE EDUCATION)	2	4	6	-	13	13							2	17	19
B.ED (JUNIOR HIGH SCHOOL)	5	1	6	5	5	10							10	6	16
B.ED (UPPER PRIMARY - P4 - P6)	4	4	8	3	6	9							7	10	17
B.SC (MATHEMATICS EDUCATION)	3		3										3	-	3
BBA (ACCOUNTING STUDIES)				-	1	1	1	-	1	14	9	23	15	10	25
BBA (ACCOUNTING)	1	2	3	1	1	2	6	1	7				8	4	12
BBA (HUMAN RESOURCE MANAGEMENT)	9	10	19	8	6	14	14	27	41	15	20	35	46	63	109
DIPLOMA IN ACCOUNTING STUDIES				-	1	1	3	-	3				3	1	4
DIPLOMA IN BASIC EDUCATION	8	3	11	13	19	32	20	13	33				41	35	76
DIPLOMA IN EARLY CHILDHOOD EDUCATION							8	28	36				8	28	36
DIPLOMA IN EARLY GRADE EDUCATION	2	8	10	1	26	27							3	34	37
DIPLOMA IN EDUCATION	2	3	5										2	3	5
DIPLOMA IN MANAGEMENT STUDIES				-	2	2	6	2	8				6	4	10

**TABLE 8 (CON'T)**

CENTRE/PROGRAMME	L 100			L 200			L 300			L 400			TOTAL			
	M	F	T	M	F	T	M	F	T	M	F	T	M	F	T	
sub-total	44	39	83	38	82	120	109	155	264	78	97	175	269	373	642	
<b>WINNEBA</b>																
B.A. (ENGLISH LANGUAGE EDUCATION)		3	12	15	5	3	8	2	2	4	1	6	7	11	23	34
B.A. (SOCIAL STUDIES EDUCATION)		18	8	26	24	3	27	28	7	35	19	9	28	89	27	116
B.Ed (BASIC EDUCATION)								53	59	112	52	65	117	105	124	229
B.Ed (EARLY CHILDHOOD EDUCATION)								5	66	71	2	45	47	7	111	118
B.ED (EARLY GRADE EDUCATION)		5	39	44	4	24	28							9	63	72
B.ED (JUNIOR HIGH SCHOOL)		21	16	37	27	13	40							48	29	77
B.ED (UPPER PRIMARY - P4 - P6)		11	20	31	7	12	19							18	32	50
B.SC (MATHEMATICS EDUCATION)		10	1	11	7	1	8	19	1	20	13	-	13	49	3	52
BBA (ACCOUNTING STUDIES)					18	2	20	11	3	14	29	6	35	58	11	69
BBA (ACCOUNTING)		14	7	21	5	1	6	19	3	22				38	11	49
BBA (HUMAN RESOURCE MANAGEMENT)		44	25	69	33	19	52	38	25	63	27	30	57	142	99	241
DIPLOMA IN ACCOUNTING STUDIES					2	1	3	7	2	9				9	3	12
DIPLOMA IN BASIC EDUCATION		3	5	8	11	14	25	20	21	41				34	40	74
DIPLOMA IN EARLY CHILDHOOD EDUCATION								13	52	65				13	52	65
DIPLOMA IN EARLY GRADE EDUCATION		8	10	18	7	23	30							15	33	48
DIPLOMA IN EDUCATION		5	1	6										5	1	6
DIPLOMA IN MANAGEMENT STUDIES					9	5	14	14	4	18				23	9	32
sub-total		142	144	286	159	121	280	229	245	474	143	161	304	673	671	1,344
<b>YENDI</b>																
B.A. (ENGLISH LANGUAGE EDUCATION)					1	-	1	2	-	2				3	-	3
B.A. (SOCIAL STUDIES EDUCATION)		3	3	6	3	-	3	1	-	1				7	3	10
B.Ed (BASIC EDUCATION)								38	9	47	37	8	45	75	17	92
B.Ed (EARLY CHILDHOOD EDUCATION)								7	10	17	4	8	12	11	18	29
B.ED (EARLY GRADE EDUCATION)		2	5	7	2	2	4							4	7	11
B.ED (JUNIOR HIGH SCHOOL)		6	3	9	9	1	10							15	4	19
B.ED (UPPER PRIMARY - P4 - P6)		11	4	15	2	7	9							13	11	24
BBA (ACCOUNTING STUDIES)											4	-	4	4	-	4
BBA (ACCOUNTING)		1	-	1				9	2	11				10	2	12
BBA (HUMAN RESOURCE MANAGEMENT)		6	6	12	6	4	10	5	6	11	16	3	19	33	19	52
DIPLOMA IN BASIC EDUCATION		20	5	25	21	8	29	17	13	30				58	26	84
DIPLOMA IN EARLY CHILDHOOD EDUCATION								2	3	5				2	3	5
DIPLOMA IN EARLY GRADE EDUCATION		4	7	11	3	6	9							7	13	20
DIPLOMA IN MANAGEMENT STUDIES								1	-	1				1	-	1
sub-total		53	33	86	47	28	75	82	43	125	61	19	80	243	123	366
<b>Grand Total</b>		<b>1,882</b>	<b>2,444</b>	<b>4,326</b>	<b>2,047</b>	<b>2,595</b>	<b>4,642</b>	<b>3,518</b>	<b>5,755</b>	<b>9,273</b>	<b>2,533</b>	<b>3,682</b>	<b>6,215</b>	<b>9,980</b>	<b>14,476</b>	<b>24,456</b>

**TABLE 8B: DISTANCE STUDENTS' ENROLMENT, 2021/2022**

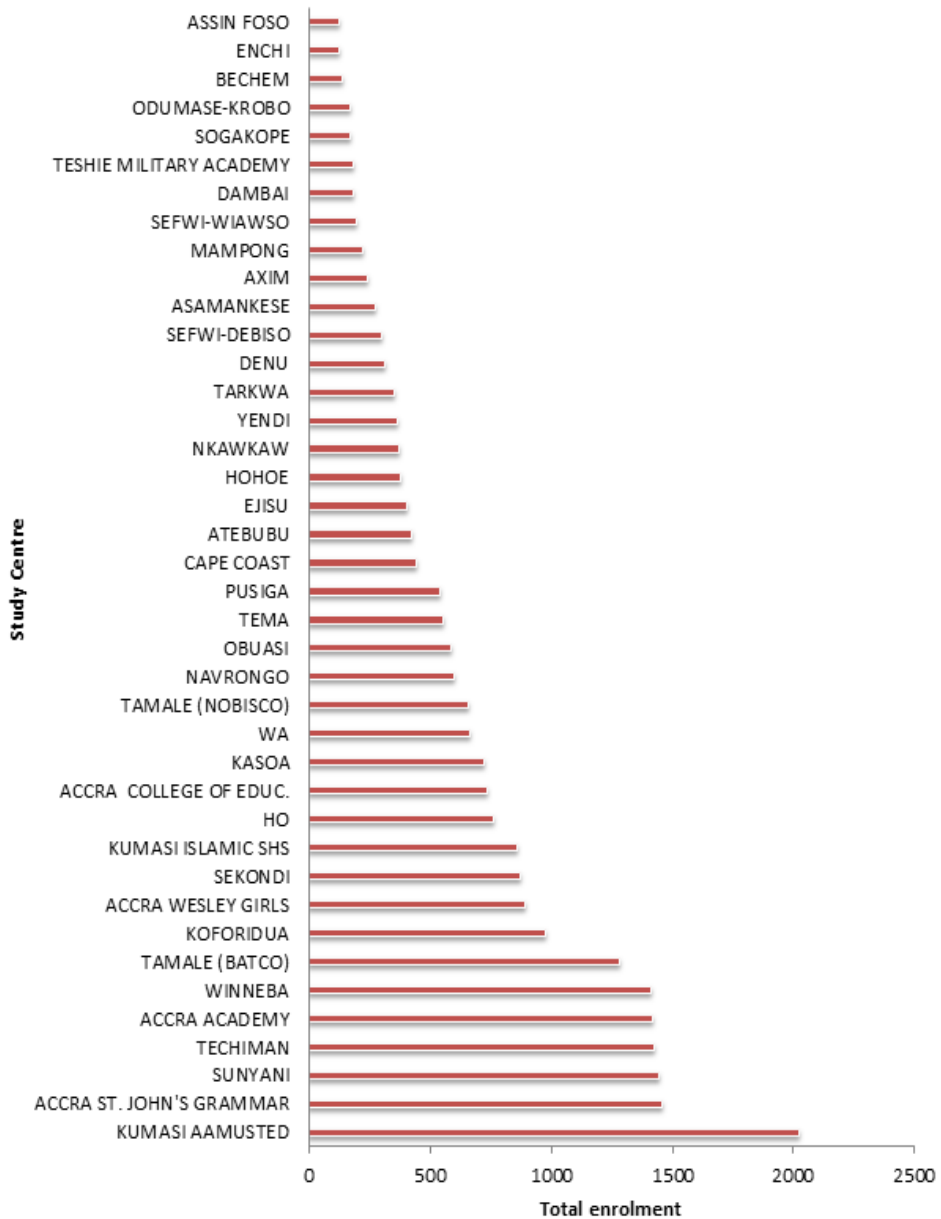
PROGRAMMES	POSTGRADUATE PROGRAMMES BY DISTANCE, 2021/2022															
	M.ED. ENGLISH			M.ED. MATHEMATICS			M.ED. SCIENCE			PGDE			Total			
	M	F	T	M	F	T	M	F	T	M	F	T	M	F	T	
Accra Academy										49	48	97	49	48	97	
Accra St. Johns Grammar										67	47	114	67	47	114	
Cape Coast										24	8	32	24	8	32	
Dambai										12	3	15	12	3	15	
Denu										23	6	29	23	6	29	
Ho										36	9	45	36	9	45	
Hohoe										16	3	19	16	3	19	
Kasoa										15	9	24	15	9	24	
Koforidua										34	28	62	34	28	62	
Kumasi Islamic SHS										21	8	29	21	8	29	
Kumasi AAMUSTED		8	8	16	7	2	9	7	1	8	35	12	47	57	23	80
Navrongo										14	3	17	14	3	17	
Odumase Krobo										24	8	32	24	8	32	
Pusiga										12	2	14	12	2	14	
Sekondi										34	31	65	34	31	65	
Sefwi-Debiso										4	3	7	4	3	7	
Sogakope										7	5	12	7	5	12	
Sunyani										9	8	17	9	8	17	
Tamale (BATCO)										22	17	39	22	17	39	
Techiman										16	6	22	16	6	22	
Tema										16	7	23	16	7	23	
Teshie Military Academy										18	14	32	18	14	32	
Wa										14	9	23	14	9	23	
Winneba		1	1	2	7	2	9	6	1	7	37	16	53	51	20	71
Grand Total		9	9	18	14	4	18	13	2	15	559	310	869	595	325	920

**Total Distance Education Students by Study Centres (all programme), 2021/2022**

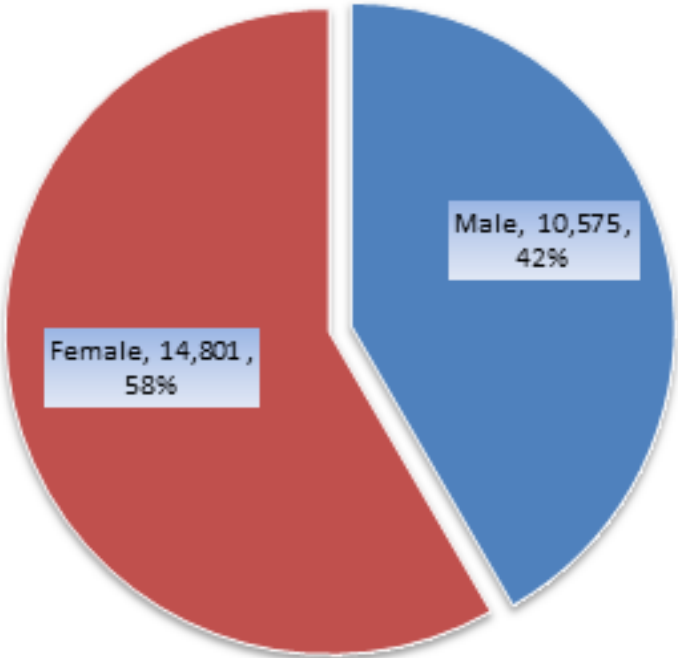
Study Centre	KUMASI AAMUSTED	ACCRA ST. JOHN'S GRAMMAR	SUNYANI	TECHIMAN	ACCRA ACADEMY	WINNEBA	TAMALE (BATCO)	KOFORIDUA	ACCRA WESLEY GIRLS
Total number of students	2,023	1,455	1,444	1,425	1,418	1,415	1,280	978	889
Study Centre	SEKONDI	KUMASI ISLAMIC SHS	HO	ACCRA COLLEGE OF EDUC.	KASOA	WA	TAMALE (NOBISCO)	NAVRONGO	OBUASI
Total number of students	871	857	760	737	723	665	659	597	586
Study Centre	TEMA	PUSIGA	CAPE COAST	ATEBUBU	EJISU	HOHOE	NKAWKAW	YENDI	TARKWA
Total number of students	553	540	442	426	402	375	374	366	350
Study Centre	DENU	SEFWI-DEBISO	ASAMANKESE	AXIM	MAMPONG	SEFWI-WIAWSO	DAMBAI	TESHIE MILITARY ACADEMY	SOGAKOPE
Total number of students	312	300	275	239	220	197	185	184	172
Study Centre	ODUMASE-KROBO	BECHEM	ENCHI	ASSIN FOSO	OFFINSO	JACHIE-PRAMSO			
Total number of students	168	138	123	122	119	12			



**FIGURE 3: DISTANCE STUDENTS' ENROLMENT BY STUDY CENTRES, 2021/2022**



**FIGURE 4: DISTANCE STUDENTS' ENROLMENT BY SEX, 2021/2022**



**TABLE 9: STUDENTS' ENROLMENT FOR SANDWICH PROGRAMMES BY SEX AND FACULTY, (2021 SANDWICH SESSION)**

Department/Programme	1st Session			2nd Session			3rd Session			4th Session			Total		
	Male	Female	Total	Male	Female	Total	Male	Female	Total	Male	Female	Total	Male	Female	Total
<b>Faculty of Science Education</b>															
Department of ICT Education															
M.Ed. Computer Education and Technology	9	0	<b>9</b>										9	0	<b>9</b>
<b>Department of Science Education</b>															
M.Ed Science Education	16	4	<b>20</b>	29	9	<b>38</b>	28	9	<b>37</b>	16	32	<b>48</b>	89	54	<b>143</b>
<b>Department of HPERs Education</b>															
M.Ed Physical Education	7	3	<b>10</b>	7	3	<b>10</b>							14	6	<b>20</b>
<b>Department of Mathematics Education</b>															
M.Ed. Mathematics	14	4	<b>18</b>	27	5	<b>32</b>							41	9	<b>50</b>
Faculty of Science (Total)	46	11	<b>57</b>	63	17	<b>80</b>	28	9	<b>37</b>	16	32	<b>48</b>	153	69	<b>222</b>
<b>Faculty of Home Economics Education</b>															
M.Ed Home Economics	2	20	<b>22</b>	2	10	<b>12</b>	4	35	<b>39</b>	0	12	<b>12</b>	8	77	<b>85</b>
<b>Faculty of Home Economics Education (Total)</b>	2	20	<b>22</b>	2	10	<b>12</b>	4	35	<b>39</b>	0	12	<b>12</b>	8	77	<b>85</b>
<b>Faculty of Educational Studies</b>															
Department of Special Education															
M.Ed (Special Education)	4	2	<b>6</b>	4	4	<b>8</b>	5	5	<b>10</b>				13	11	<b>24</b>
Post-Diploma B.Ed Special Education	1	1	<b>2</b>				6	11	<b>17</b>				7	12	<b>19</b>
<b>Department of Educational Foundation</b>															
M.Ed. School Supervision															
Post Graduate Diploma in Education															
<b>Department of Basic Education</b>															
Diploma in Education															
Post-Dip B.Ed Basic Education	18	34	<b>52</b>	48	78	<b>126</b>							66	112	<b>178</b>
<b>Department of Counselling Psychology</b>															
B.Ed. Counselling Psychology (post Diploma)	27	43	<b>70</b>	34	32	<b>66</b>							61	75	<b>136</b>
M.Ed Counselling Psychology	20	25	<b>45</b>	17	43	<b>60</b>							37	68	<b>105</b>
<b>Department of Early Childhood Education</b>															
Certificate in Pre-School	2	15	<b>17</b>										2	15	<b>17</b>
Diploma in Early Childhood Education	7	47	<b>54</b>										7	47	<b>54</b>

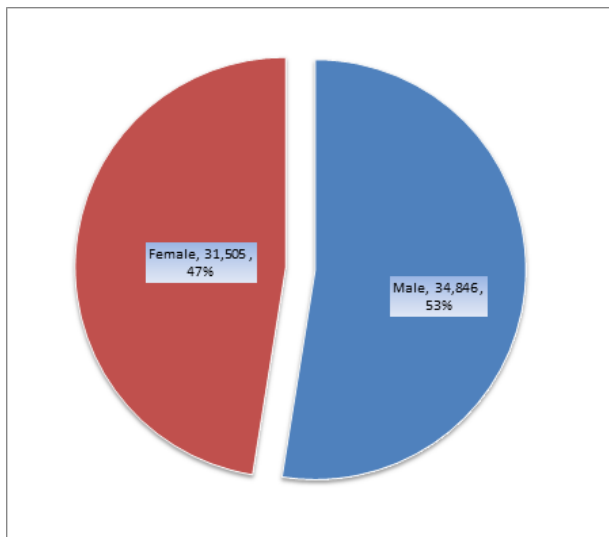
Department/Programme	1st Session			2nd Session			3rd Session			4th Session			Total		
	Male	Female	Total	Male	Female	Total	Male	Female	Total	Male	Female	Total	Male	Female	Total
Post Diploma ECCD	12	101	<b>113</b>	12	106	<b>118</b>							24	207	<b>231</b>
M.Ed. Early Childhood Education	10	41	<b>51</b>	22	55	<b>77</b>							32	96	<b>128</b>
<b>Educational Administration and Management</b>															
M.Ed. Administration and Management	70	72	<b>142</b>	151	99	<b>250</b>							221	171	<b>392</b>
Faculty of Educational Studies (Total)	171	381	552	288	417	705	11	16	27				470	814	1284
<b>Faculty of Foreign Languages Education</b>															
<b>Department of Applied Linguistics</b>															
M.Ed Teaching English as a Second Language	11	10	<b>21</b>	33	31	<b>64</b>	37	21	<b>58</b>	13	14	<b>27</b>	94	76	<b>170</b>
<b>Department of French Education</b>															
M.Ed French	8	6	<b>14</b>	4	6	<b>10</b>							12	12	<b>24</b>
Diploma in French Education	13	4	<b>17</b>				8	8	16				21	12	<b>33</b>
FFLE (Total)	32	20	52	37	37	74	45	29	74	13	14	27	127	100	227
<b>Faculty of Ghanaian Languages</b>															
M.A. Ghanaian Language Studies				8	8	<b>16</b>							8	8	<b>16</b>
Ghanaian Languages (Total)				8	8	16							8	8	16
<b>School of Communication and Media Studies</b>															
M.A. Communication and Media Studies				9	14	<b>23</b>							9	14	<b>23</b>
Communication and Media Studies (Total)				9	14	23							9	14	23
<b>Faculty of Social Science Education</b>															
<b>Department of History Education</b>															
M.A History Education	9	5	<b>14</b>	9	5	<b>14</b>							18	10	<b>28</b>
<b>Department of Economics Education</b>															
M.Sc. Economics Education				5	2	<b>7</b>							5	2	<b>7</b>
<b>Department of Political Science Education</b>															
M.Ed. Political Science Education	9	1	<b>10</b>										9	1	<b>10</b>
<b>Centre for Conflict, Human Rights and Peace Studies</b>															
M.A. Conflict, Human Rights and Peace Studies	19	6	<b>25</b>	14	8	22							33	14	<b>47</b>
<b>Department of Social Studies Education</b>															
M.Ed Social studies	16	14	<b>30</b>	18	7	<b>25</b>							34	21	<b>55</b>
FFLEC (Total)	53	26	79	46	22	68							99	48	147

Department/Programme	1st Session			2nd Session			3rd Session			4th Session			Total		
	Male	Female	Total	Male	Female	Total	Male	Female	Total	Male	Female	Total	Male	Female	Total
School of Creative Arts															
<b>Department of Art Education</b>															
M.A. Art Education			6	1	<b>7</b>							6	1	<b>7</b>	
CREATIVE ARTS (Total)			6	1	7							6	1	7	
ITECPD															
PGDTLHE	26	7	<b>33</b>									26	7	<b>33</b>	
CREATIVE ARTS (Total)	26	7	33									26	7	33	
<b>GRAND TOTAL</b>	<b>330</b>	<b>465</b>	<b>795</b>	<b>459</b>	<b>526</b>	<b>985</b>	<b>88</b>	<b>89</b>	<b>177</b>	<b>29</b>	<b>58</b>	<b>87</b>	<b>906</b>	<b>1138</b>	<b>2044</b>

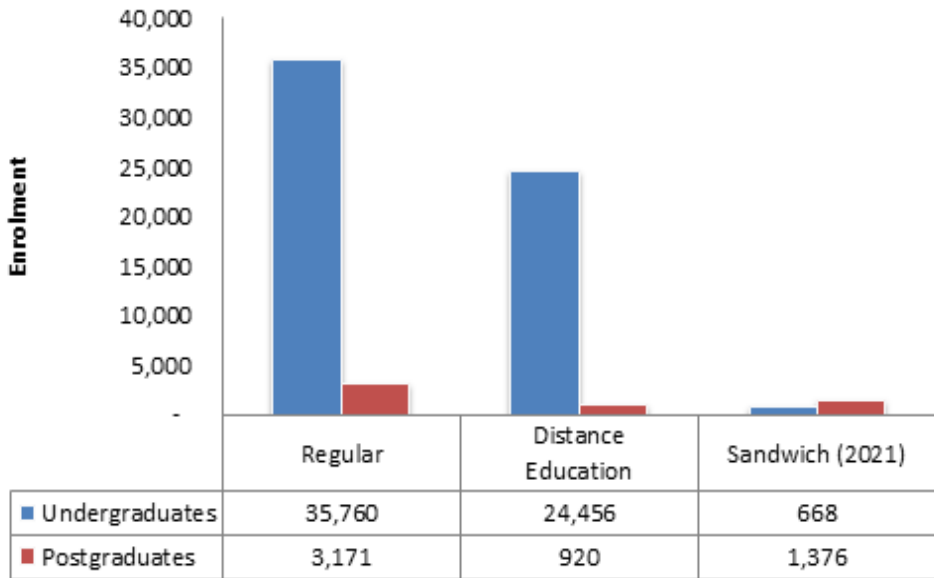
**TABLE 10: SUMMARY OF STUDENTS' ENROLMENT, 2021/2022**

Mode of Study	Undergraduates			Postgraduates			Total		
	Male	Female	Total	Male	Female	Total	Male	Female	Total
Regular	21,230	14,530	35,760	2,135	1,036	3,171	23,365	15,566	<b>38,931</b>
Distance Education	9,980	14,476	24,456	595	325	920	10,575	14,801	<b>25,376</b>
Sandwich (2021)	188	480	668	718	658	1,376	906	1,138	<b>2,044</b>
<b>Total</b>	<b>31,398</b>	<b>29,486</b>	<b>60,884</b>	<b>3,448</b>	<b>2,019</b>	<b>5,467</b>	<b>34,846</b>	31,505	66,351

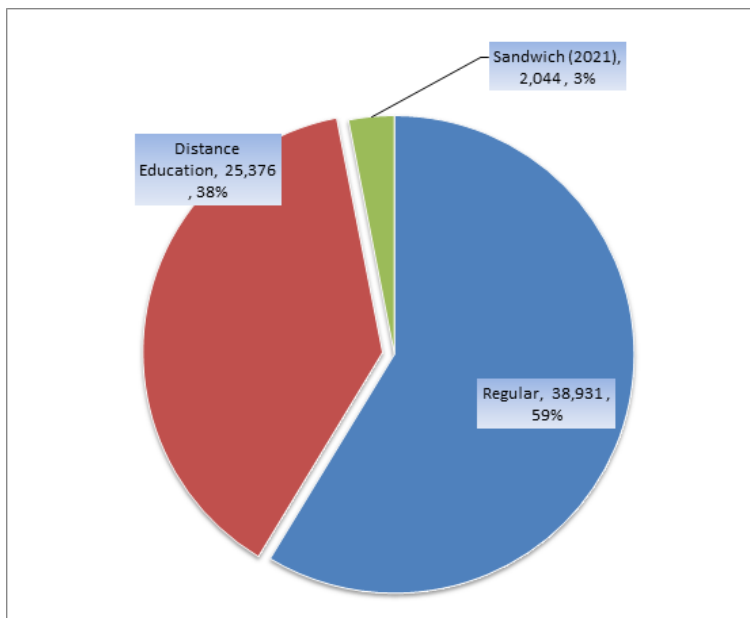
**FIGURE 5: SUMMARY OF STUDENTS' ENROLMENT BY PROGRAMME AND MODE OF STUDY, 2021/2022**



**FIGURE 6: SUMMARY OF OVERALL STUDENTS' ENROLMENT BY SEX, 2021/2022**



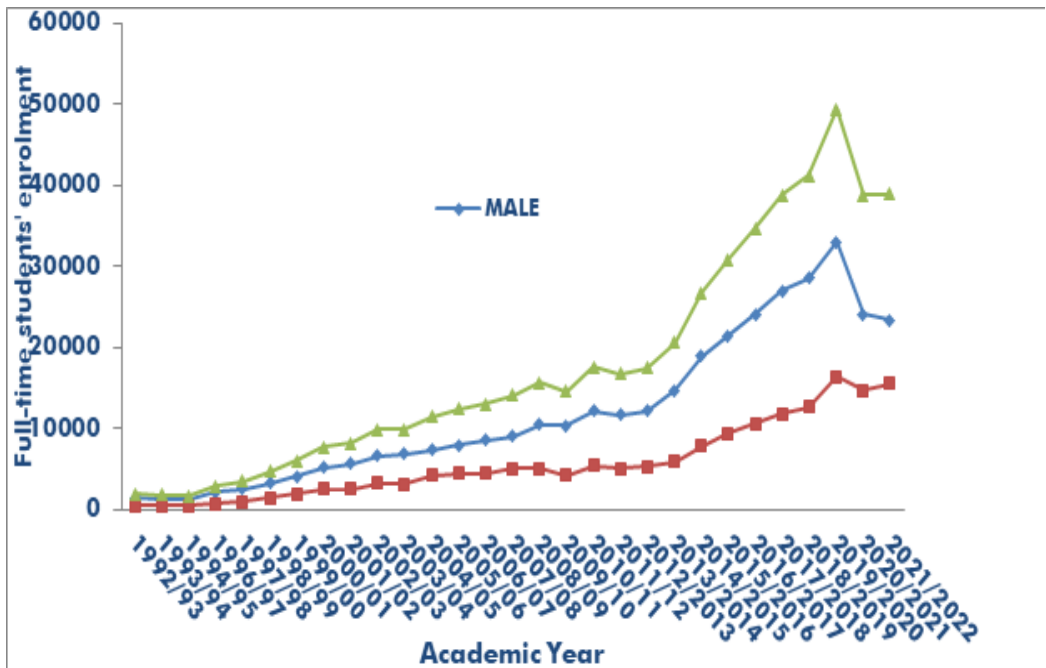
**FIGURE 7: SUMMARY OF OVERALL STUDENTS' ENROLMENT BY MODE OF STUDY, 2021/2022**



**TABLE 11: TREND IN FULL-TIME STUDENTS' ENROLMENT BY SEX 1992/1993 - 2021/2022**

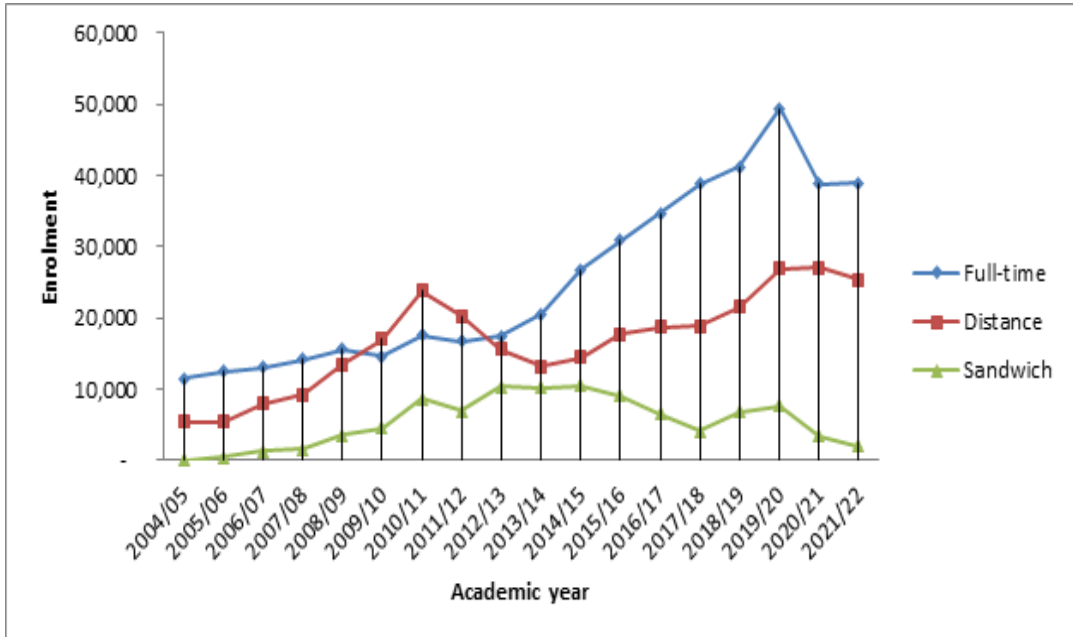
YEAR	1992/93	1993/94	1994/95	1996/97	1997/98	1998/99	1999/00	2000/01	2001/02	2002/03	2003/04	2004/05
MALE	1449	1353	1246	2223	2597	3323	4153	5143	5644	6676	6839	7,335
FEMALE	440	466	502	732	957	1427	1885	2548	2509	3233	3100	4,169
TOTAL	1889	1819	1748	2955	3554	4750	6038	7691	8153	9909	9939	11504
YEAR	2005/06	2006/07	2007/08	2008/09	2009/10	2010/11	2011/12	2012/2013	2013/2014	2014/2015	2015/2016	2016/2017
MALE	7,978	8,517	9,107	10,520	10,362	12,190	11,690	12,216	14,707	18,951	21,418	24,081
FEMALE	4,470	4,509	5,026	5,117	4,261	5,440	5,112	5,271	5,908	7,872	9,401	10,595
TOTAL	12448	13026	14133	15637	14623	17630	16802	17487	20615	26823	30,819	34676
YEAR	2017/2018	2018/2019	2019/2020	2020/2021	2021/2022							
MALE	26,979	28,525	33,072	24,106	23,365							
FEMALE	11,789	12,691	16,396	14,721	15,566							
TOTAL	38768	41216	49468	38827	38,931							

**FIGURE 8: TREND IN FULL-TIME STUDENTS' ENROLMENT BY SEX 1992/1993 - 2021/2022**



**TABLE 12: TREND IN OVERALL STUDENTS' ENROLMENT BY MODE OF STUDY, 2004/2005 – 2021/2022**

**FIGURE 9: TREND IN STUDENTS' ENROLMENT BY MODE OF STUDY, 2004/2005 - 2021/2022**

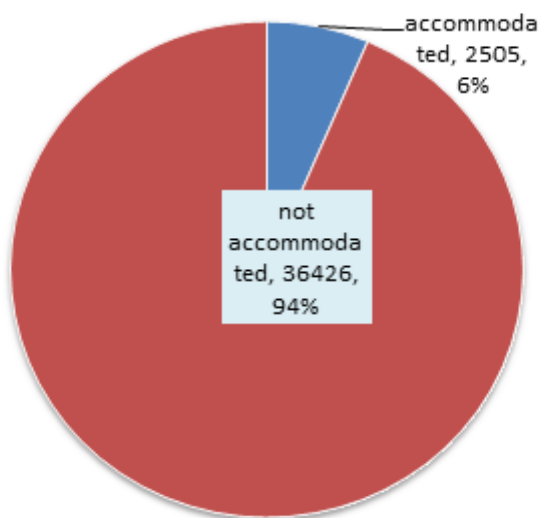




**TABLE 13: STUDENTS' RESIDENTIAL STATUS BY CAMPUS AND HALL, 2021/2022**

REQUIREMENTS	HALLS/HOSTELS (WINNEBA AND AJUMAKO CAMPUSES)															GRAND TOTAL				
	GHARTEY HALL			SIMPA HALL			AGGREY HALL			UNIVERSITY HALL (ANNEX, A & B)			AJUMAKO HALL (Ajumako)							
	SEX	RESI- DENT	NON- DENT	TOTAL	RESI- DENT	NON- DENT	TOTAL	RESI- DENT	NON- DENT	TOTAL	RESI- DENT	NON- DENT	TOTAL	RESI- DENT	NON- DENT	TOTAL	RESI- DENT	NON- DENT	TOTAL	
1. NO. OF STUDENTS	M	604			291			0			342			156	952			1393		
	F	98			222			320			286			186	1430			1112		
	T	702			513			320			628			342	2382			2505		
2. NO OF ROOMS		203			221			164			148			159				895		
3. NO OF TOILETS		62			44			46			104			159				415		
4. NO OF SHOWERS		62			42			74			82			159				419		
5. NO OF FLOORS		10			12			5			26			1				54		
6. NO OF KITCHENETTES		3			5			9			23			2				42		
7. FIRE EXTINGUISHERS		15			12			25			56			14				122		
8. FIRE DETECTORS		0			0			8			36			0				44		
9. SAND BUCKETS		0			0			2			0			0				2		

**FIGURE 10: STUDENTS' RESIDENTIAL ACCOMMODATION, 2021/2022**



**TABLE 14A: FIRST DEGREE AWARDS BY CLASS AND SEX, 2020/2021 (SECOND SESSION - 26TH CONGREGATION)**

PROGRAMME/STUDY CENTRE	FIRST CLASS DIVISION			SECOND CLASS UPPER DIVISION			SECOND CLASS LOWER DIVISION			THIRD CLASS DIVISION			PASS			TOTAL		
	M	F	T	M	F	T	M	F	T	M	F	T	M	F	T	M	F	T
2-YR POST DIPLOMA (ACCOUNTING STUDIES)																		
ACCRA ST. JOHN'S GRAMMAR							1	1	2	6	4	10				7	5	12
ACCRA WESLEY GIRLS				3	1	4	10	4	14	8	8	16	0	1	1	21	14	35
CAPE COAST				1	0	1	1	1	2	1	0	1	2		2	5	1	6
DENU							1	0	1	1	2	3				2	2	4
HO	1	0	1	1	0	1	9	2	11	1	2	3				12	4	16
KOFORIDUA							5	2	7	4	3	7	1	0	1	10	5	15
KUMASI ISLAMIC SHS				1	1	2	8	3	11	8	6	14	1	0	1	18	10	28
KUMASI UEW							1	1	2	11	11	22	6	5	11	18	17	35
NAVRONGO							1	1	2	3	0	3	1	1	2	5	2	7
OBUASI				0	1	1				1	0	1	0	1	1	1	2	3
PUSIGA										4	1	5	8	3	11	12	4	16
SEKONDI										4		4				4	0	4
SUNYANI				3	1	4	4	3	7							7	4	11
TAMALE NOBISCO							9	6	15	25	10	35	1	4	5	35	20	55
TECHIMAN							3	1	4	9	13	22	1	1	2	13	15	28
WA							3	1	4	6	2	8	9	3	12	18	6	24
WINNEBA				0	1	1	10	4	14	7	4	11				17	9	26
<b>TOTAL</b>	<b>1</b>	<b>0</b>	<b>1</b>	<b>9</b>	<b>5</b>	<b>14</b>	<b>66</b>	<b>30</b>	<b>96</b>	<b>99</b>	<b>66</b>	<b>165</b>	<b>30</b>	<b>19</b>	<b>49</b>	<b>205</b>	<b>120</b>	<b>325</b>
2-YR POST DIPLOMA (BASIC EDUCATION)																		
ACCRA ACADEMY				1	7	8	8	20	28	12	26	38	1	11	12	22	64	86
ACCRA COLLEGE OF EDUCATION				1	6	7	7	25	32	5	33	38	1	14	15	14	78	92
ACCRA ST. JOHN'S GRAMMAR	1	0	1	4	10	14	4	11	15	1	13	14				10	34	44
ASAMANKESE				5	3	8	12	13	25	9	12	21	0	1	1	26	29	55
ASSIN FOSO				8	7	15	8	12	20	9	6	15	1	1	2	26	26	52
ATEBUBU				1	3	4	19	8	27	34	36	70	17	23	40	71	70	141
AXIM	1	1	2	3	8	11	10	9	19	11	16	27	1	0	1	26	34	60
BECHEM							7	9	16	9	21	30	3	18	21	19	48	67
CAPE COAST	0	2	2	0	5	5	3	16	19	10	9	19	1	3	4	14	35	49
DAMBAI				3	1	4	7	4	11	18	9	27	10	5	15	38	19	57
DENU	0	1	1	8	6	14	2	6	8	1	2	3				11	15	26
EJISU		1	1	1	8	9	7	34	41	10	33	43	1	3	4	19	79	98
ENCHI	1	0	1	1	1	2	11	14	25	8	13	21	1	1	2	22	29	51
HO	1	0	1	7	5	12	6	13	19	3	9	12	1	0	1	18	27	45
HOHOE				9	6	15	10	35	45	10	20	30	1	0	1	30	61	91
KASOA	0	1	1	7	4	11	4	14	18	1	5	6	0	2	2	12	26	38
KOFORIDUA	0	1	1	8	12	20	16	50	66	14	32	46	1	7	8	39	102	141
KUMASI ISLAMIC SHS				1	2	3	8	25	33	11	30	41	3	8	11	23	65	88
KUMASI UEW				5	5	10	18	35	53	27	75	102	6	31	37	56	146	202
MAMPONG				0	3	3	5	12	17	4	9	13	2	0	2	11	24	35
NAVRONGO				0	1	1	11	23	34	17	27	44	5	9	14	33	60	93
NKAWKAW	0	3	3	17	18	35	15	32	47	1	9	10	1	1	2	34	63	97
OBUASI				4	10	14	16	25	41	12	41	53	0	11	11	32	87	119
ODUMASE-KROBO				3	8	11	3	16	19	8	12	20	0	2	2	14	38	52
OFFINSO				1	3	4	2	7	9	0	4	4				3	14	17
PUSIGA				3	3	6	28	12	40	33	24	57	25	12	37	89	51	140
SEFWI-DEBISO				4	1	5	17	11	28	11	4	15	0	1	1	32	17	49
SEFWI-WIAWSO				3	0	3	15	13	28	24	15	39	3	2	5	45	30	75
SEKONDI	0	2	2	2	5	7	7	16	23	2	13	15	0	3	3	11	39	50

**TABLE 14A (CON'T)**

PROGRAMME/STUDY CENTRE	FIRST CLASS DIVISION			SECOND CLASS UPPER DIVISION			SECOND CLASS LOWER DIVISION			THIRD CLASS DIVISION			PASS			TOTAL		
	M	F	T	M	F	T	M	F	T	M	F	T	M	F	T	M	F	T
SOGAKOPE	0	1	1	6	4	10	3	14	17	5	6	11	0	1	1	14	26	40
SUNYANI				15	17	32	46	103	149	23	78	101	1	9	10	85	207	292
TAMALE BATCO	1		1	4	1	5	18	28	46	55	92	147	33	40	73	111	161	272
TARKWA	0	3	3	8	4	12	1	9	10	3	5	8	0	1	1	12	22	34
TECHIMAN	1		1	9	9	18	41	58	99	27	65	92	2	6	8	80	138	218
TEMA				3	3	6	1	9	10	2	3	5	1	2	3	7	17	24
WA				1	1	2	11	12	23	21	37	58	13	21	34	46	71	117
WINNEBA				8	11	19	14	23	37	17	31	48	3	3	6	42	68	110
YENDI				2	1	3	14	11	25	22	6	28	9	4	13	47	22	69
<b>TOTAL</b>	<b>6</b>	<b>16</b>	<b>22</b>	<b>166</b>	<b>202</b>	<b>368</b>	<b>435</b>	<b>787</b>	<b>1222</b>	<b>490</b>	<b>881</b>	<b>1371</b>	<b>147</b>	<b>256</b>	<b>403</b>	<b>1244</b>	<b>2142</b>	<b>3386</b>
2-YR POST DIPLOMA (EARLY CHILDHOOD EDUCATION)																		
ACCRA ACADEMY		2	2	1	21	22		28	28		7	7	1	1	2	2	59	61
ACCRA COLLEGE OF EDUCATION		5	5		12	12		9	9		9	9				0	35	35
ACCRA ST. JOHN'S GRAMMAR		2	2		5	5	1	10	11		2	2				1	19	20
ASAMANKESE				4	4		5	5	1		1					1	9	10
ASSIN FOSO		3	3		4	4		7	7		1	1				0	15	15
ATEBUBU				3		3	5	15	20	2	6	8		1	1	10	22	32
AXIM					2	2		8	8							0	10	10
CAPE COAST		1	1	2	10	12		4	4		4	4				2	19	21
DAMBAI					9	9		8	8	1	1	2				1	18	19
DENU	1		1	1	2	3		3	3							2	5	7
EJISU					11	11		12	12							0	23	23
HO		1	1		12	12		7	7							0	20	20
HOHOE	1	4	5	2	8	10		4	4							3	16	19
KASOA					4	4	1	5	6							1	9	10
KOFORIDUA		5	5	3	24	27		14	14		1	1				3	44	47
KUMASI ISLAMIC SHS	1	4	5	2	18	20	2	22	24		4	4				5	48	53
KUMASI UEW		1	1	1	22	23	3	30	33		18	18				4	71	75
MAMPONG					1	1	2	6	8		1	1				2	8	10
NAVRONGO		1	1	4	14	18	2	24	26	2	3	5		2	2	8	44	52
NKAWKAW				1	8	9		8	8							1	16	17
OBUASI		1	1	1	8	9	1	3	4		5	5				2	17	19
ODUMASE-KROBO		3	3		4	4		3	3							0	10	10
PUSIGA		2	2	1	1	2	4	7	11							5	10	15
SEFWI-DEBISO				1	2	3		3	3							1	5	6
SEFWI-WIAWSO				2	2	4		3	3		1	1				2	6	8
SEKONDI		8	8		20	20		14	14		4	4				0	46	46
SOGAKOPE		1	1	1	7	8		6	6							1	14	15
SUNYANI	4	6	10	3	40	43	1	34	35	2	10	12				10	90	100
TAMALE BATCO		1	1	7	17	24	7	55	62	9	29	38	2	4	6	25	106	131
TARKWA		1	1		3	3		5	5							0	9	9
TECHIMAN				1	14	15	4	29	33	1	8	9				6	51	57
TEMA		2	2		8	8		4	4		1	1				0	15	15
WA		2	2	5	14	19	5	18	23		13	13		3	3	10	50	60
WINNEBA		4	4	4	19	23	3	19	22	2	6	8				9	48	57
YENDI					2	2	1	5	6		2	2				1	9	10
<b>TOTAL</b>	<b>7</b>	<b>60</b>	<b>67</b>	<b>46</b>	<b>352</b>	<b>398</b>	<b>42</b>	<b>437</b>	<b>479</b>	<b>20</b>	<b>136</b>	<b>156</b>	<b>3</b>	<b>11</b>	<b>14</b>	<b>118</b>	<b>996</b>	<b>1114</b>

**TABLE 14A (CON'T)**

PROGRAMME/STUDY CENTRE	FIRST CLASS DIVISION			SECOND CLASS UPPER DIVISION			SECOND CLASS LOWER DIVISION			THIRD CLASS DIVISION			PASS			TOTAL		
	M	F	T	M	F	T	M	F	T	M	F	T	M	F	T	M	F	T
<b>2-YR POST DIPLOMA (HUMAN RESOURCE MANAGEMENT STUDIES)</b>																		
ACCRA ST. JOHN'S GRAMMAR				2		2	2	3	5	2	4	6	1	1		6	8	14
ACCRA WESLEY GIRLS				4	5	9	6	22	28	7	11	18	2	1	3	19	39	58
CAPE COAST				1		1	2	3	5	1	1	2				4	4	8
DENU					1	1	1	1	2	1	1	2				2	3	5
HO				1	1	2	4	10	14	1	3	4				6	14	20
KASOA							1	4	5		1	1				1	5	6
KOFORIDUA				1		1		5	5		6	6	3	3		1	14	15
KUMASI ISLAMIC SHS				6	6	12		4	4							6	10	16
KUMASI UEW										2	2	4	2	5	7	4	7	11
NAVRONGO							2	3	5	2	8	10		2	2	4	13	17
OBUASI													1	1		0	1	1
PUSIGA										2	1	3	2	2		2	3	5
SEKONDI				2		2	3	4	7	6	2	8	1	1		11	7	18
SUNYANI							2	3	5	2	6	8				4	9	13
TAMALE NOBISCO				17	13	30	22	22	44	10	12	22	2	1	3	51	48	99
TECHIMAN							1	3	4	4	5	9	2	2		5	10	15
WA				1		1	2	1	3	2	6	8	4	5	9	9	12	21
WINNEBA				3	3	6	4	8	12	3	6	9				10	17	27
YENDI										2		2				2	0	2
<b>TOTAL</b>				<b>38</b>	<b>29</b>	<b>67</b>	<b>52</b>	<b>96</b>	<b>148</b>	<b>47</b>	<b>75</b>	<b>122</b>	<b>10</b>	<b>24</b>	<b>34</b>	<b>147</b>	<b>224</b>	<b>371</b>
<b>2-YR POST DIPLOMA (HUMAN RESOURCE MANAGEMENT)</b>																		
CAPE COAST							0	1	1							0	1	1
DENU										0	1	1				0	1	1
NAVRONGO				1	0	1										1	0	1
<b>TOTAL</b>				<b>1</b>	<b>0</b>	<b>1</b>	<b>0</b>	<b>1</b>	<b>1</b>	<b>0</b>	<b>1</b>	<b>1</b>				<b>1</b>	<b>2</b>	<b>3</b>
<b>3-YR POST DIPLOMA (BASIC EDUCATION)</b>																		
ACCRA ACADEMY				2	2	4	3	12	15	6	8	14	0	1	1	11	23	34
ACCRA ST. JOHN'S GRAMMAR							0	1	1		5	5				0	6	6
CAPE COAST				1	0	1				2	1	3				3	1	4
HO				0	1	1							1	0	1	1	1	2
KOFORIDUA							3	0	3	0	1	1				3	1	4
KUMASI ISLAMIC SHS										1	1	2				1	1	2
KUMASI UEW										3	0	3	0	1	1	3	1	4
OBUASI				1	1	2										1	1	2
SEKONDI							3	6	9	1	3	4				4	9	13
SUNYANI											1	1				0	1	1
TAMALE BATCO	0	1	1	1	7	8	4	6	10	6	18	24	0	5	5	11	37	48
TECHIMAN										2	1	3				2	1	3
TEMA				1	0	1	1	1	2		1	1	2	2		2	4	6
WA								1	1	5	1	6	9	5	14	14	7	21
WINNEBA				1	1	2	1	2	3	1		1				3	3	6
<b>TOTAL</b>	<b>0</b>	<b>1</b>	<b>1</b>	<b>7</b>	<b>12</b>	<b>19</b>	<b>15</b>	<b>29</b>	<b>44</b>	<b>27</b>	<b>41</b>	<b>68</b>	<b>10</b>	<b>14</b>	<b>24</b>	<b>59</b>	<b>97</b>	<b>156</b>
<b>3-YR POST DIPLOMA (ENGLISH LANGUAGE EDUCATION)</b>																		
ACCRA WESLEY GIRLS							0	1	1				0	1	1	0	2	2
HO										0	4	4				0	4	4
KOFORIDUA										1	2	3				1	2	3

**TABLE 14A (CON'T)**

PROGRAMME/STUDY CENTRE	FIRST CLASS DIVISION			SECOND CLASS UPPER DIVISION			SECOND CLASS LOWER DIVISION			THIRD CLASS DIVISION			PASS			TOTAL			
	M	F	T	M	F	T	M	F	T	M	F	T	M	F	T	M	F	T	
KUMASI ISLAMIC SHS	0	1	1	0	2	2	1	2	3	1	1	2	0	1	1	2	7	9	
NAVRONGO										1	1					0	1	1	
OBUASI							1	0	1		1	1				1	1	2	
OFFINSO										1	0	1					1	0	1
PUSIGA							2	2	4								2	2	4
SEKONDI	0	1	1	0	1	1							2	0	2	2	2	4	
SUNYANI													1	1	2	1	1	2	
TECHIMAN				1		1	2	2	4	0	1	1	3	0	3	6	3	9	
WA							1		1							1	0	1	
WINNEBA				1	1	2										1	1	2	
<b>TOTAL</b>	<b>0</b>	<b>2</b>	<b>2</b>	<b>2</b>	<b>4</b>	<b>6</b>	<b>7</b>	<b>7</b>	<b>14</b>	<b>3</b>	<b>10</b>	<b>13</b>	<b>6</b>	<b>3</b>	<b>9</b>	<b>18</b>	<b>26</b>	<b>44</b>	
<b>3-YR POST DIPLOMA (MATHEMATICS EDUCATION)</b>																			
ACCRA WESLEY GIRLS				0	1	1				1	0	1				1	1	2	
CAPE COAST										1	0	1				1	0	1	
DAMBAI										1	0	1	2	0	2	3	0	3	
HO							2	1	3	2	0	2	0	1	1	4	2	6	
KOFORIDUA										1	1	2				1	1	2	
KUMASI ISLAMIC SHS							0	1	1	1	0	1				1	1	2	
NAVRONGO													2	0	2	2	0	2	
OFFINSO										1	0	1				1	0	1	
SEKONDI				2	0	2				1	0	1				3	0	3	
SUNYANI							1	0	1	1	1	2				2	1	3	
TAMALE NOBISCO										3	0	3				3	0	3	
TECHIMAN							2	0	2	7	0	7				9	0	9	
WINNEBA	1	0	1	3	0	3	2	0	2	2	0	2				8	0	8	
<b>TOTAL</b>	<b>1</b>	<b>0</b>	<b>1</b>	<b>5</b>	<b>1</b>	<b>6</b>	<b>7</b>	<b>2</b>	<b>9</b>	<b>22</b>	<b>2</b>	<b>24</b>	<b>4</b>	<b>1</b>	<b>5</b>	<b>39</b>	<b>6</b>	<b>45</b>	
<b>3-YR POST DIPLOMA (SOCIAL STUDIES EDUCATION)</b>																			
ACCRA WESLEY GIRLS										1	0	1				1	0	1	
BECHEM										0	1	1	1	0	1	1	1	2	
CAPE COAST										2		2				2	0	2	
DAMBAI							1	0	1	0	1	1	1	0	1	2	1	3	
EJISU													1	1	2	1	1	2	
HO				1	1	2	1	1	2	1	1	2				3	3	6	
KOFORIDUA							3	0	3				1	0	1	4	0	4	
KUMASI ISLAMIC SHS				2	0	2	2	0	2	1	5	6				5	5	10	
MAMPONG				0	1	1	1	1	2	0	1	1				1	3	4	
OBUASI										2	1	3				2	1	3	
OFFINSO							0	3	3							0	3	3	
PUSIGA				1	0	1				1	0	1				2	0	2	
SEKONDI							3	1	4	0	1	1				3	2	5	
SUNYANI							1	0	1	1	2	3	1	3	4	3	5	8	
TAMALE NOBISCO													0	1	1	0	1	1	
TECHIMAN				0	1	1	2	3	5	4	5	9	0	1	1	6	10	16	
WA							1	1	2	2	1	3	0	1	1	3	3	6	
WINNEBA										2	0	2	1	0	1	3	0	3	
<b>TOTAL</b>				<b>4</b>	<b>3</b>	<b>7</b>	<b>15</b>	<b>10</b>	<b>25</b>	<b>17</b>	<b>19</b>	<b>36</b>	<b>6</b>	<b>7</b>	<b>13</b>	<b>42</b>	<b>39</b>	<b>81</b>	

**TABLE 14A (CON'T)**

PROGRAMME/STUDY CENTRE	FIRST CLASS DIVISION			SECOND CLASS UPPER DIVISION			SECOND CLASS LOWER DIVISION			THIRD CLASS DIVISION			PASS			TOTAL		
	M	F	T	M	F	T	M	F	T	M	F	T	M	F	T	M	F	T
B.A. (ENGLISH LANGUAGE EDUCATION)																		
ACCRA WESLEY GIRLS				1	1	2	0	1	1	3	4	2	3	5	4	8	12	
CAPE COAST							3	0	3	1	0	1			4	0	4	
HO							1	1	2	1	1	2			2	2	4	
KOFORIDUA							2	0	2	1	0	1			3	0	3	
KUMASI ISLAMIC SHS				2	1	3	3	3	6			1	2	3	6	6	12	
PUSIGA				1	0	1				3	1	4	1	0	1	5	1	6
SEKONDI										0	1	1	0	2	2	0	3	3
SUNYANI							1	1	2	0	1	1	1	0	1	2	2	4
TECHIMAN							1	1	2	0	1	1	2	0	2	3	2	5
WINNEBA							1	1	2	4	0	4	1	2	3	6	3	9
<b>TOTAL</b>				4	2	6	12	8	20	11	8	19	8	9	17	35	27	62
B.A. (SOCIAL STUDIES EDUCATION)																		
ACCRA WESLEY GIRLS				8	4	12	6	7	13	9	8	17	3	0	3	26	19	45
BECHEM										0	1	1	2	0	2	2	1	3
CAPE COAST												2	0	2	2	0	2	
HO				1	0	1	2	1	3	5	2	7	2	1	3	10	4	14
KOFORIDUA				1	0	1		1	1	2	1	3			3	2	5	
KUMASI ISLAMIC SHS							5	0	5	11	5	16	1	6	7	17	11	28
SEKONDI				2	0	2	1	0	1	1	1	2	1	0	1	5	1	6
SUNYANI								1	1	4	2	6	4	0	4	8	3	11
TAMALE NOBISCO													2	2	0	2	2	
TECHIMAN							5	0	5	4	4	8	4	2	6	13	6	19
WINNEBA							3	1	4	3	1	4	0	3	3	6	5	11
<b>TOTAL</b>				12	4	16	22	11	33	39	25	64	19	14	33	92	54	146
B.Ed (BASIC EDUCATION)																		
PROGRAMME/STUDY CENTRE	FIRST CLASS DIVISION			SECOND CLASS UPPER DIVISION			SECOND CLASS LOWER DIVISION			THIRD CLASS DIVISION			PASS			TOTAL		
	M	F	T	M	F	T	M	F	T	M	F	T	M	F	T	M	F	T
ACCRA ACADEMY	1	0	1	6	7	13	16	19	35	26	37	63	13	30	43	62	93	155
ACCRA ST. JOHN'S GRAMMAR													0	1	1	0	1	1
ASSIN FOSO										0	2	2				0	2	2
BECHEM										1	0	1				1	0	1
CAPE COAST							0	1	1	1	1	2	2	0	2	3	2	5
DENU				2	0	2				1	0	1				3	0	3
EJISU										0	1	1				0	1	1
HO				1	1	2	4	2	6	11	7	18	7	9	16	23	19	42
KASOA													1	1	0	1	1	1
KOFORIDUA	0	1	1	2	0	2				4	6	10	2	3	5	8	10	18
KUMASI ISLAMIC SHS							3	5	8	6	7	13	6	11	17	15	23	38
KUMASI UEW				1	0	1	3	4	7	15	7	22	3	7	10	22	18	40
MAMPONG										1	0	1	0	1	1	1	1	2
NAVRONGO							1	0	1	3	1	4				4	1	5

**TABLE 14A (CON'T)**

PROGRAMME/STUDY CENTRE	FIRST CLASS DIVISION			SECOND CLASS UPPER DIVISION			SECOND CLASS LOWER DIVISION			THIRD CLASS DIVISION			PASS			TOTAL		
	M	F	T	M	F	T	M	F	T	M	F	T	M	F	T	M	F	T
SEKONDI				1	3	<b>4</b>	3	2	<b>5</b>	7	7	<b>14</b>	1	2	<b>3</b>	12	14	<b>26</b>
SUNYANI							3	0	<b>3</b>	4	10	<b>14</b>	3	3	<b>6</b>	10	13	<b>23</b>
TAMALE BATCO							2	0	<b>2</b>	1	5	<b>6</b>	9	7	<b>16</b>	12	12	<b>24</b>
TECHIMAN				1	0	<b>1</b>	3	0	<b>3</b>	5	9	<b>14</b>	7	14	<b>21</b>	16	23	<b>39</b>
WA										1	1	<b>2</b>	5	3	<b>8</b>	6	4	<b>10</b>
WINNEBA				1	1	<b>2</b>	4	13	<b>17</b>	6	8	<b>14</b>	2	6	<b>8</b>	13	28	<b>41</b>
<b>TOTAL</b>	<b>1</b>	<b>1</b>	<b>2</b>	<b>15</b>	<b>12</b>	<b>27</b>	<b>42</b>	<b>46</b>	<b>88</b>	<b>93</b>	<b>109</b>	<b>202</b>	<b>60</b>	<b>98</b>	<b>158</b>	<b>211</b>	<b>266</b>	<b>477</b>
<b>B.Ed (EARLY CHILDHOOD EDUCATION)</b>																		
ACCRA ACADEMY				0	5	<b>5</b>	1	19	<b>20</b>	0	28	<b>28</b>	0	7	<b>7</b>	1	59	<b>60</b>
CAPE COAST													2	1	<b>3</b>	2	1	<b>3</b>
HO				0	1	<b>1</b>	0	9	<b>9</b>	1	4	<b>5</b>				1	14	<b>15</b>
KOFORIDUA										2	1	<b>3</b>	0	2	<b>2</b>	2	3	<b>5</b>
KUMASI ISLAMIC SHS							0	3	<b>3</b>	0	3	<b>3</b>	0	7	<b>7</b>	0	13	<b>13</b>
KUMASI UEW							1	1	<b>2</b>	0	4	<b>4</b>	0	3	<b>3</b>	1	8	<b>9</b>
NAVRONGO							0	1	<b>1</b>	0	1	<b>1</b>				0	2	<b>2</b>
SEKONDI				0	2	<b>2</b>	0	1	<b>1</b>	0	1	<b>1</b>				0	4	<b>4</b>
SUNYANI							0	2	<b>2</b>	0	2	<b>2</b>				0	4	<b>4</b>
TAMALE BATCO							0	2	<b>2</b>	0	4	<b>4</b>				0	6	<b>6</b>
TECHIMAN							0	5	<b>5</b>	0	16	<b>16</b>	0	1	<b>1</b>	0	22	<b>22</b>
WA										0	2	<b>2</b>	0	2	<b>2</b>	0	4	<b>4</b>
WINNEBA					2	<b>2</b>	1	7	<b>8</b>	1	5	<b>6</b>	0	1	<b>1</b>	2	15	<b>17</b>
<b>TOTAL</b>				<b>0</b>	<b>10</b>	<b>10</b>	<b>3</b>	<b>50</b>	<b>53</b>	<b>4</b>	<b>71</b>	<b>75</b>	<b>2</b>	<b>24</b>	<b>26</b>	<b>9</b>	<b>155</b>	<b>164</b>
<b>B.SC (MATHEMATICS EDUCATION)</b>																		
ACCRA WESLEY GIRLS				7	0	<b>7</b>	5	0	<b>5</b>	9	1	<b>10</b>	2	0	<b>2</b>	23	1	<b>24</b>
HO							1	0	<b>1</b>	5	0	<b>5</b>				6	0	<b>6</b>
KOFORIDUA				2	0	<b>2</b>				2	0	<b>2</b>	1	0	<b>1</b>	5	0	<b>5</b>
KUMASI ISLAMIC SHS							5	0	<b>5</b>	6	1	<b>7</b>	1	0	<b>1</b>	12	1	<b>13</b>
SEKONDI							1	0	<b>1</b>	2	0	<b>2</b>				3	0	<b>3</b>
SUNYANI										2	0	<b>2</b>	0	1	<b>1</b>	2	1	<b>3</b>
TECHIMAN							1	0	<b>1</b>	1	0	<b>1</b>	1	0	<b>1</b>	3	0	<b>3</b>
WINNEBA				1	0	<b>1</b>	2	1	<b>3</b>	3	1	<b>4</b>	2	0	<b>2</b>	8	2	<b>10</b>
<b>TOTAL</b>				<b>10</b>		<b>10</b>	<b>15</b>	<b>1</b>	<b>16</b>	<b>30</b>	<b>3</b>	<b>33</b>	<b>7</b>	<b>1</b>	<b>8</b>	<b>62</b>	<b>5</b>	<b>67</b>
<b>BBA (ACCOUNTING STUDIES)</b>																		
ACCRA WESLEY GIRLS				2	0	<b>2</b>	11	10	<b>21</b>	10	4	<b>14</b>	0	1	<b>1</b>	23	15	<b>38</b>
HO				1	0	<b>1</b>	3	1	<b>4</b>	0	1	<b>1</b>				4	2	<b>6</b>
KOFORIDUA										5	0	<b>5</b>	1	1	<b>2</b>	6	1	<b>7</b>
KUMASI ISLAMIC SHS				1	0	<b>1</b>	2	1	<b>3</b>	4	1	<b>5</b>	8	6	<b>14</b>	15	8	<b>23</b>
NAVRONGO										0	1	<b>1</b>				0	1	<b>1</b>
SEKONDI										1	1	<b>2</b>				1	1	<b>2</b>
SUNYANI										0	1	<b>1</b>	0	3	<b>3</b>	0	4	<b>4</b>
TAMALE NOBISCO										0	1	<b>1</b>	0	1	<b>1</b>	0	2	<b>2</b>
TECHIMAN				0	1	<b>1</b>	1	1	<b>2</b>	6	3	<b>9</b>	0	3	<b>3</b>	7	8	<b>15</b>
WA							1	1	<b>2</b>	2	0	<b>2</b>				3	1	<b>4</b>
WINNEBA							3	2	<b>5</b>	6	0	<b>6</b>				9	2	<b>11</b>

**TABLE 14A (CON'T)**

PROGRAMME/STUDY CENTRE	FIRST CLASS DIVISION			SECOND CLASS UPPER DIVISION			SECOND CLASS LOWER DIVISION			THIRD CLASS DIVISION			PASS			TOTAL		
	M	F	T	M	F	T	M	F	T	M	F	T	M	F	T	M	F	T
TOTAL				4	1	5	21	16	37	34	13	47	9	15	24	68	45	113
BBA (HUMAN RESOURCE MANAGEMENT)																		
ACCRA WESLEY GIRLS				2	6	8	15	24	39	14	21	35	9	11	20	40	62	102
CAPE COAST										1	0	1	1	3	4	2	3	5
HO							5	3	8	3	4	7	0	1	1	8	8	16
KOFORIDUA							1	1	1	1	5	6	1	1	2	2	7	9
KUMASI ISLAMIC SHS				1	1	2	0	1	1	6	15	21	8	9	17	15	26	41
NAVRONGO										1	0	1	0	1	1	1	1	2
SEKONDI							1	1	2	0	1	1	1	0	1	2	2	4
SUNYANI													2	3	5	2	3	5
TAMALE NOBISCO				0	1	1	2	1	3	2	6	8	1		1	5	8	13
TECHIMAN				0	1	1	3	0	3	5	0	5	4	6	10	12	7	19
WA										1	0	1	1	0	1	2	0	2
WINNEBA				0	3	3	4	6	10	9	8	17	3	7	10	16	24	40
TOTAL				3	12	15	30	37	67	43	60	103	31	42	73	107	151	258
GRAND TOTAL	16	80	96	326	649	975	784	1568	2352	979	1520	2499	352	538	890	2457	4355	6812
AAMUSTED																		
FACULTY/PROGRAMME	FIRST CLASS DIVISION			SECOND CLASS UPPER DIVISION			SECOND CLASS LOWER DIVISION			THIRD CLASS DIVISION			PASS			TOTAL		
	M	F	T	M	F	T	M	F	T	M	F	T	M	F	T	M	F	T
FACULTY OF ENVIRONMENT AND HEALTH EDUCATION																		
POST DIPLOMA (BSC. ENVIRONMENTAL HEALTH AND SANITATION EDUCATION)	3	2	5	15	11	26	19	12	31	10	3	13				47	28	75
TOTAL	3	2	5	15	11	26	19	12	31	10	3	13				47	28	75



**TABLE 15A: DIPLOMAS AWARDED BY CLASS AND SEX, 2021/2022 (SECOND SESSION - 26TH CONGREGATION)**

PROGRAMME/STUDY CENTRE	DISTINCTION			CREDIT			PASS			TOTAL		
	M	F	T	M	F	T	M	F	T	M	F	T
<b>DIPLOMA IN ACCOUNTING STUDIES</b>												
ACCRA ST. JOHN'S GRAMMAR							1	0	1	1	0	1
ACCRA WESLEY GIRLS				2	4	6	6	2	8	8	6	14
HO							1		1	1	0	1
KOFORIDUA							3	2	5	3	2	5
KUMASI ISLAMIC SHS							4	3	7	4	3	7
NAVRONGO							1	0	1	1	0	1
PUSIGA							0	1	1	0	1	1
SEKONDI							0	2	2	0	2	2
SUNYANI							1	2	3	1	2	3
TAMALE NOBISCO							1	1	2	1	1	2
TECHIMAN				1	0	1	1	2	3	2	2	4
WA							1	0	1	1	0	1
WINNEBA				1	0	1	4	4	8	5	4	9
<b>TOTAL</b>				<b>4</b>	<b>4</b>	<b>8</b>	<b>24</b>	<b>19</b>	<b>43</b>	<b>28</b>	<b>23</b>	<b>51</b>
<b>DIPLOMA IN BASIC EDUCATION</b>												
ACCRA ACADEMY				18	13	31	22	53	75	40	66	106
ACCRA COLLEGE OF EDUCATION	1	0	1	3	6	9	5	15	20	9	21	30
ACCRA ST. JOHN'S GRAMMAR				1	3	4	3	8	11	4	11	15
ASAMANKESE	1	0	1	3	3	6	4	4	8	8	7	15
ASSIN FOSO				0	1	1	0	2	2	0	3	3
ATEBUBU				11	1	12	52	33	85	63	34	97
AXIM				5	1	6	12	5	17	17	6	23
BECHEM							6	9	15	6	9	15
CAPE COAST				4	1	5	3	6	9	7	7	14
DAMBAI				3	3	6	12	5	17	15	8	23
DENU				3	2	5	3	5	8	6	7	13
EJISU				4	2	6	2	15	17	6	17	23
ENCHI				3	6	9	8	5	13	11	11	22
HO				4	4	8	5	1	6	9	5	14
HOHOE				3	1	4	9	9	18	12	10	22
KASOA	1	0	1	2	3	5	1	6	7	4	9	13
KOFORIDUA				5	2	7	7	12	19	12	14	26
KUMASI ISLAMIC SHS				0	3	3	3	11	14	3	14	17
KUMASI UEW	1	0	1	8	2	10	32	54	86	41	56	97
MAMPONG				2		2	3	2	5	5	2	7
NAVRONGO				1	3	4	4	8	12	5	11	16
NKAWKAW				3	6	9	7	6	13	10	12	22
DBUASI	1	0	1	7	1	8	7	8	15	15	9	24
DDUMASE-KROBO				4	1	5	2	2	4	6	3	9
OFFINSO							0	8	8	0	8	8
PUSIGA				1	0	1	20	19	39	21	19	40
SEFWI-DEBISO							1	1	2	1	1	2
SEFWI-WIAWSO				2	1	3	5	3	8	7	4	11
SEKONDI							0	1	1	0	1	1
SOGAKOPE				1	1	2	3	1	4	4	2	6

**TABLE 15A (CON'T)**

PROGRAMME/STUDY CENTRE	DISTINCTION			CREDIT			PASS			TOTAL		
	M	F	T	M	F	T	M	F	T	M	F	T
SUNYANI				3	1	<b>4</b>	5	9	<b>14</b>	8	10	<b>18</b>
TAMALE BATCO				7	1	<b>8</b>	35	60	<b>95</b>	42	61	<b>103</b>
TARKWA				5	4	<b>9</b>	4	17	<b>21</b>	9	21	<b>30</b>
TECHIMAN				5	5	<b>10</b>	46	20	<b>66</b>	51	25	<b>76</b>
TEMA				6	7	<b>13</b>	5	17	<b>22</b>	11	24	<b>35</b>
WA				3	3	<b>6</b>	28	29	<b>57</b>	31	32	<b>63</b>
WINNEBA				9	11	<b>20</b>	9	13	<b>22</b>	18	24	<b>42</b>
YENDI				3	1	<b>4</b>	13	8	<b>21</b>	16	9	<b>25</b>
<b>TOTAL</b>	<b>5</b>	<b>0</b>	<b>5</b>	<b>142</b>	<b>103</b>	<b>245</b>	<b>386</b>	<b>490</b>	<b>876</b>	<b>533</b>	<b>593</b>	<b>1126</b>
<b>DIPLOMA IN EARLY CHILDHOOD EDUCATION</b>												
ACCRA ACADEMY	1	5	<b>6</b>	4	34	<b>38</b>	0	31	<b>31</b>	5	70	<b>75</b>
ACCRA COLLEGE OF EDUCATION	1	2	<b>3</b>	0	23	<b>23</b>	0	6	<b>6</b>	1	31	<b>32</b>
ACCRA ST. JOHN'S GRAMMAR				0	3	<b>3</b>	1	5	<b>6</b>	1	8	<b>9</b>
ASAMANKESE	0	1	<b>1</b>	1	2	<b>3</b>	0	2	<b>2</b>	1	5	<b>6</b>
ASSIN FOSO							3	4	<b>7</b>	3	4	<b>7</b>
ATEBUBU				2	0	<b>2</b>	1	3	<b>4</b>	3	3	<b>6</b>
AXIM				0	4	<b>4</b>	0	5	<b>5</b>	0	9	<b>9</b>
CAPE COAST				0	2	<b>2</b>	0	4	<b>4</b>	0	6	<b>6</b>
DAMBAI				1	2	<b>3</b>	5	4	<b>9</b>	6	6	<b>12</b>
DENU				0	1	<b>1</b>	1	1	<b>2</b>	1	2	<b>3</b>
EJISU							0	2	<b>2</b>	0	2	<b>2</b>
HO				0	7	<b>7</b>		4	<b>4</b>	0	11	<b>11</b>
HOOE				1	4	<b>5</b>	1	3	<b>4</b>	2	7	<b>9</b>
KASOA				0	8	<b>8</b>		2	<b>2</b>	0	10	<b>10</b>
KOFORIDUA	1	0	<b>1</b>	3	6	<b>9</b>	1	7	<b>8</b>	5	13	<b>18</b>
KUMASI ISLAMIC SHS				1	4	<b>5</b>	0	7	<b>7</b>	1	11	<b>12</b>
KUMASI UEW	1	0	<b>1</b>	13	18	<b>31</b>	1	18	<b>19</b>	15	36	<b>51</b>
MAMPONG				1	2	<b>3</b>	0	1	<b>1</b>	1	3	<b>4</b>
NAVRONGO	0	1	<b>1</b>	1	3	<b>4</b>	1	10	<b>11</b>	2	14	<b>16</b>
NKAWKAW	0	1	<b>1</b>	0	1	<b>1</b>	0	5	<b>5</b>	0	7	<b>7</b>
OBUASI				1	2	<b>3</b>	1	7	<b>8</b>	2	9	<b>11</b>
PUSIGA	0	1	<b>1</b>	0	9	<b>9</b>	0	14	<b>14</b>	0	24	<b>24</b>
SEFWI-DEBISO							3	2	<b>5</b>	3	2	<b>5</b>
SEKONDI							0	2	<b>2</b>	0	2	<b>2</b>
SOGAKOPE				1	2	<b>3</b>	1	1	<b>2</b>	2	3	<b>5</b>
SUNYANI				0	14	<b>14</b>	1	18	<b>19</b>	1	32	<b>33</b>
TAMALE BATCO	0	1	<b>1</b>	2	5	<b>7</b>	8	17	<b>25</b>	10	23	<b>33</b>
TARKWA				0	4	<b>4</b>	0	2	<b>2</b>	0	6	<b>6</b>
TECHIMAN				1	5	<b>6</b>	0	12	<b>12</b>	1	17	<b>18</b>
TEMA	1	3	<b>4</b>	2	9	<b>11</b>	0	2	<b>2</b>	3	14	<b>17</b>
WA				2	5	<b>7</b>	2	19	<b>21</b>	4	24	<b>28</b>
WINNEBA	0	1	<b>1</b>	3	18	<b>21</b>	1	8	<b>9</b>	4	27	<b>31</b>
<b>TOTAL</b>	<b>5</b>	<b>16</b>	<b>21</b>	<b>40</b>	<b>197</b>	<b>237</b>	<b>32</b>	<b>228</b>	<b>260</b>	<b>77</b>	<b>441</b>	<b>518</b>

**TABLE 15A (CON'T)**

PROGRAMME/STUDY CENTRE	DISTINCTION			CREDIT			PASS			TOTAL		
	M	F	T	M	F	T	M	F	T	M	F	T
<b>DIPLOMA IN EDUCATION</b>												
ACCRA ACADEMY	3	1	<b>4</b>	2	4	<b>6</b>	1	1	<b>2</b>	6	6	<b>12</b>
ACCRA COLLEGE OF EDUCATION				5	8	<b>13</b>	0	3	<b>3</b>	5	11	<b>16</b>
ACCRA ST. JOHN'S GRAMMAR	1	0	<b>1</b>	3	4	<b>7</b>	0	1	<b>1</b>	4	5	<b>9</b>
ASAMANKESE	3	0	<b>3</b>	1	1	<b>2</b>				4	1	<b>5</b>
ASSIN FOSO	2	1	<b>3</b>	0	1	<b>1</b>				2	2	<b>4</b>
BECHEM	2	0	<b>2</b>	0	1	<b>1</b>	1	0	<b>1</b>	3	1	<b>4</b>
CAPE COAST	3	0	<b>3</b>	2	2	<b>4</b>				5	2	<b>7</b>
DAMBAI				1		<b>1</b>				1	0	<b>1</b>
DENU				2	1	<b>3</b>				2	1	<b>3</b>
EJISU	1	0	<b>1</b>	9	7	<b>16</b>	1	0	<b>1</b>	11	7	<b>18</b>
HO				3	0	<b>3</b>				3	0	<b>3</b>
HOHOE	2	1	<b>3</b>	12	1	<b>13</b>	0	1	<b>1</b>	14	3	<b>17</b>
KOFORIDUA	6	2	<b>8</b>	8	0	<b>8</b>				14	2	<b>16</b>
KUMASI ISLAMIC SHS	4	1	<b>5</b>	8	7	<b>15</b>				12	8	<b>20</b>
KUMASI UEW	12	7	<b>19</b>	58	32	<b>90</b>	6	2	<b>8</b>	76	41	<b>117</b>
MAMPONG	2	1	<b>3</b>	5	1	<b>6</b>	1	0	<b>1</b>	8	2	<b>10</b>
NAVRONGO	1	0	<b>1</b>	11	2	<b>13</b>	3	0	<b>3</b>	15	2	<b>17</b>
NKAWKAW	8	0	<b>8</b>	3	2	<b>5</b>				11	2	<b>13</b>
OBUASI	5	3	<b>8</b>	2	2	<b>4</b>				7	5	<b>12</b>
ODUMASE-KROBO	4	0	<b>4</b>	1	0	<b>1</b>				5	0	<b>5</b>
OFFINSO	2	0	<b>2</b>	0	1	<b>1</b>				2	1	<b>3</b>
PUSIGA	1	0	<b>1</b>	3	1	<b>4</b>	1	0	<b>1</b>	5	1	<b>6</b>
SEFWI-DEBISO	1	0	<b>1</b>	7	2	<b>9</b>				8	2	<b>10</b>
SEFWI-WIAWSO	0	1	<b>1</b>	3	1	<b>4</b>				3	2	<b>5</b>
SEKONDI	1	2	<b>3</b>	1	1	<b>2</b>	1	0	<b>1</b>	3	3	<b>6</b>
SUNYANI	1	0	<b>1</b>	5	4	<b>9</b>	1	0	<b>1</b>	7	4	<b>11</b>
TAMALE BATCO	2	2	<b>4</b>	27	10	<b>37</b>	3	1	<b>4</b>	32	13	<b>45</b>
TECHIMAN				3	0	<b>3</b>	1	0	<b>1</b>	4	0	<b>4</b>
TEMA	1	1	<b>2</b>	2	3	<b>5</b>	0	1	<b>1</b>	3	5	<b>8</b>
WA		1	<b>1</b>	8	3	<b>11</b>	1	1	<b>2</b>	9	5	<b>14</b>
WINNEBA	4	0	<b>4</b>	1	0	<b>1</b>	1	0	<b>1</b>	6	0	<b>6</b>
<b>TOTAL</b>	<b>72</b>	<b>24</b>	<b>96</b>	<b>196</b>	<b>102</b>	<b>298</b>	<b>22</b>	<b>11</b>	<b>33</b>	<b>290</b>	<b>137</b>	<b>427</b>
<b>DIPLOMA IN MANAGEMENT STUDIES</b>												
ACCRA ST. JOHN'S GRAMMAR							1	4	<b>5</b>	1	4	<b>5</b>
ACCRA WESLEY GIRLS				0	1	<b>1</b>	13	27	<b>40</b>	13	28	<b>41</b>
CAPE COAST				1	0	<b>1</b>	2	4	<b>6</b>	3	4	<b>7</b>
DENU								1	<b>1</b>	0	1	<b>1</b>
HO				0	1	<b>1</b>		3	<b>3</b>	0	4	<b>4</b>
KASOA							2	2	<b>4</b>	2	2	<b>4</b>
KOFORIDUA				0	1	<b>1</b>	3	9	<b>12</b>	3	10	<b>13</b>
KUMASI ISLAMIC SHS							3	12	<b>15</b>	3	12	<b>15</b>
NAVRONGO							0	3	<b>3</b>	0	3	<b>3</b>
PUSIGA							0	3	<b>3</b>	0	3	<b>3</b>
SEKONDI							0	3	<b>3</b>	0	3	<b>3</b>
SUNYANI							1	1	<b>2</b>	1	1	<b>2</b>
TAMALE NOBISCO				2	0	<b>2</b>	3	6	<b>9</b>	5	6	<b>11</b>
TECHIMAN							4	2	<b>6</b>	4	2	<b>6</b>

**TABLE 15A (CON'T)**

PROGRAMME/STUDY CENTRE	DISTINCTION			CREDIT			PASS			TOTAL		
	M	F	T	M	F	T	M	F	T	M	F	T
WA							2	6	<b>8</b>	2	6	<b>8</b>
WINNEBA			3	0	<b>3</b>	2	6	<b>8</b>	5	6	<b>11</b>	
<b>TOTAL</b>			<b>6</b>	<b>3</b>	<b>9</b>	<b>36</b>	<b>92</b>	<b>128</b>	<b>42</b>	<b>95</b>	<b>137</b>	
<b>GRAND TOTAL</b>	<b>82</b>	<b>40</b>	<b>122</b>	<b>388</b>	<b>409</b>	<b>797</b>	<b>500</b>	<b>840</b>	<b>1340</b>	<b>970</b>	<b>1289</b>	<b>2259</b>
AAMUSTED												
FACULTY/PROGRAMME	DISTINCTION			CREDIT			PASS			TOTAL		
	M	F	T	M	F	T	M	F	T	M	F	T
FACULTY OF EDUCATION AND COMMUNICATION SCIENCES												
Diploma in Education	34	8	<b>42</b>	96	53	<b>149</b>	16	15	<b>31</b>	146	76	<b>222</b>
FACULTY OF EDUCATION AND GENERAL STUDIES												
Diploma in Education	9	3	<b>12</b>	20	4	<b>24</b>	12	9	<b>21</b>	41	16	<b>57</b>
FACULTY OF ENVIRONMENT AND HEALTH EDUCATION												
Diploma in Environmental Health and Sanitation Education				18	10	<b>28</b>	5	4	<b>9</b>	23	14	<b>37</b>
<b>TOTAL</b>	<b>43</b>	<b>11</b>	<b>54</b>	<b>134</b>	<b>67</b>	<b>201</b>	<b>33</b>	<b>28</b>	<b>61</b>	<b>210</b>	<b>106</b>	<b>316</b>

**TABLE 16A: POSTGRADUATE DEGREE AWARDS BY PROGRAMME AND SEX, 2021/2022 (SECOND Session, 26th Congregation)**

NAME OF FACULTY/PROGRAMME	M	F	T
FACULTY OF SCIENCE EDUCATION			
PhD Science	4	2	6
M. Ed. Mathematics	12	0	12
M. Phil. Mathematics	9	6	15
MPhil. Science Education	21	10	31
M. Ed. Science Education	15	6	21
M.Ed. Physical Education	1	2	3
<b>Sub Total</b>	<b>62</b>	<b>26</b>	<b>88</b>
FACULTY OF HOME ECONOMICS EDUCATION			
Mphil in Clothing	1	1	2
M.Ed. in Clothing	0	1	1
Mphil in Home Economic	0	3	3
M.Ed. in Home Economic	0	1	1
Mphil in Food and Nutrition	0	2	2
M.Ed. in Food and Nutrition	0	6	6
<b>Sub Total</b>	<b>1</b>	<b>14</b>	<b>15</b>

FACULTY OF EDUCATIONAL STUDIES			
M. Ed. Guidance and Counselling	8	9	17
Post Graduate Diploma in Education	17	12	29
M.Phil Special Education	6	0	6
M.Phil. Basic Education	5	0	5
M.Phil. Early Childhood Education	0	1	1
M.Phil. Guidance and Counselling	2	0	2
M.Ed School Supervision	3	11	14
M.Phil. Educational Administration and Management	1	4	5
M. Ed. Educational Administration and Management	3	8	11
Sub Total	45	45	90
FACULTY OF SOCIAL SCIENCE EDUCATION			
M.Phil. Human Rights	2	2	4
M.A. Human Rights	4	0	4
M.A. History Education	4	1	5
M.Phil Economics	6	0	6
M.Phil. Political Science	1	2	3
M.Ed. Social Studies	2	1	3
M.Ed Geography	2	0	2
Sub Total	21	6	27
SCHOOL OF CREATIVE ARTS			
Mphil in Art and Culture	2	0	2
Ph.D. Art and Culture	1	0	1
Sub Total	3	0	3
FACULTY OF FOREIGN LANGUAGES EDUCATION			
PhD Applied Linguistics	0	1	1
M.A. English	1	3	4
Mphil French	6	1	7
M.Ed. French	0	2	2
Sub Total	7	7	14
SCHOOL OF COMMUNICATION AND MEDIA STUDIES			
Mphil in Business Communication	4	6	10
M.A. In Business Communication	0	1	1
Mphil in Communication and Media Studies	6	1	7
Sub Total	10	8	18
FACULTY OF GHANAIAI LANGUAGES EDUCATION			
M. A. Ghanaian Languages	8	8	16
M. Phil. Ghanaian Languages	10	6	16
Sub Total	18	14	32

SCHOOL OF BUSINESS			
MBA Accounting	1	3	4
Sub Total	1	3	4
CODEL			
M.Ed English	1	0	1
M.Ed Mathematics	8	0	8
M.Ed. Science	0	1	1
M.Ed Mentorship	12	9	21
PGDTLHE	49	8	57
PGDE	235	100	335
Sub Total	305	118	423
Sub-Total (WINNEBA AND AJUMAKO)	473	241	714

NAME OF FACULTY/PROGRAMME	M	F	T
AAMUSTED			
FACULTY OF AGRICULTURE EDUCATION			
M.Ed Agriculture Education(Crop Science)	4	0	4
M.Ed Agriculture Education(Animal Science)	13	2	15
PhD Animal Science	1	0	1
Sub Total	18	2	20
FACULTY OF TECHNICAL EDUCATION			
Mphil Automotive Engineering Technology	7	0	7
Mphil Mechanical Engineering Technology	6	1	7
M.Tech. Automotive Engineering Technology	4	0	4
M.Tech. Construction Management	0	1	1
M.Tech. Electrical and Electronics Engineering Technology	1	0	1
M.Tech. Mechanical Engineering Technology	2	0	2
M.Tech. Wood Science and Technology	2	0	2
M.Tech. Construction Technology	7	0	7
Sub Total	29	2	31
FACULTY OF BUSINESS EDUCATION			
MBA Human Resource and Organisational Behaviour	1	0	1
Sub Total	1	0	1
FACULTY OF APPLIED SCIENCES AND MATHEMATICS			
MSc. Information Technology Education	7	3	10
Sub Total	7	3	10
FACULTY OF VOCATIONAL EDUCATION			
Mphil. Catering and Hospitality Education	3	2	5

Mtech. Fashion Design and Textiles Education	0	8	8
Mtech. Catering and Hospitality Education	2	38	40
Sub Total	5	48	53
FACULTY OF EDUCATION AND COMMUNICATION SCIENCES			
M. A. Educational Leadership	13	8	21
MPhil Educational Leadership	2	0	2
Sub Total	15	8	23
Sub-Total (AAMUSTED)	75	63	138
GRAND TOTAL	548	304	852

**TABLE 17A: TREND IN GRADUATE OUTPUT 1992/1993 - 2020/2021 (26TH CONGREGATION)**

YEAR	1992/93	1993/94	1995/96	1996/97	1997/98	1998/99	1999/00	2000/01	2001/02	2002/03	2003/04	2004/05
MALE	462	490	668	847	928	1443	1816	1744	1381	1719	1951	1994
FEMALE	154	165	236	286	248	537	885	836	660	848	864	1019
TOTAL	616	655	904	1133	1176	1980	2701	2580	2041	2567	2815	3013
YEAR	2005/06	2006/07	2007/08	2008/09	2009/10	2010/11	2011/12	2012/13	2013/14	2014/15	2015/16	2016/17
MALE	1556	2442	3139	4972	4524	9146	9418	8590	8478	8800	11407	9402
FEMALE	1003	1562	2419	4574	3329	9385	8423	7571	7216	6577	7758	6751
TOTAL	2559	4004	5558	9546	7853	18531	17841	16161	15694	15377	19165	16153
YEAR	2017/18	2018/19	2019/20	2020/21								
MALE	8543	9569	13180	11948								
FEMALE	5205	6920	10183	10001								
TOTAL	13748	16489	23363	21949								

**TABLE 14: FIRST DEGREE AWARDS BY CLASS AND SEX, 2021/2022 (FIRST SESSION – 27TH CONGREGATION)**

FACULTY/PROGRAMME	1st CLASS			2nd CLASS UPPER			2nd CLASS LOWER			3rd CLASS			PASS			TOTAL		
	M	F	T	M	F	T	M	F	T	M	F	T	M	F	T	M	F	T
<b>Faculty of Social Science Education</b>																		
B.A. Social Studies Education	4	0	4	34	30	64	89	67	156	94	66	160	37	19	56	258	182	440
B.A. Political Science	14	7	21	105	38	143	159	76	235	147	80	227	62	23	85	487	224	711
B.A. Economics Education	9	2	11	44	15	59	69	30	99	79	22	101	32	6	38	233	75	308
B.A. Geography Education	10	2	12	42	14	56	88	39	127	70	31	101	36	9	45	246	95	341
B.A. History Education	2	0	2	8	7	15	25	14	39	18	14	32	7	3	10	60	38	98
<b>Sub-total</b>	<b>39</b>	<b>11</b>	<b>50</b>	<b>233</b>	<b>104</b>	<b>337</b>	<b>430</b>	<b>226</b>	<b>656</b>	<b>408</b>	<b>213</b>	<b>621</b>	<b>174</b>	<b>60</b>	<b>234</b>	<b>1284</b>	<b>614</b>	<b>1898</b>
<b>School of Business</b>																		
BBA (Human Resource)	1	8	9	24	27	51	49	30	79	31	21	52				105	86	191
BBA (Marketing)	2	0	2	6	2	8	18	6	24	6	5	11				32	13	45
BBA (Purchasing and Supply Chain Mgt.)	0	1	1	5	3	8	25	9	34	28	17	45	10	6	16	68	36	104
BBA (Banking and Finance)	1	0	1	9	2	11	19	15	34	22	12	34	8	2	10	59	31	90
BBA (Accounting)	5	1	6	49	15	64	77	25	102	63	21	84	31	9	40	225	71	296
<b>Sub-total</b>	<b>9</b>	<b>10</b>	<b>19</b>	<b>93</b>	<b>49</b>	<b>142</b>	<b>188</b>	<b>85</b>	<b>273</b>	<b>150</b>	<b>76</b>	<b>226</b>	<b>49</b>	<b>17</b>	<b>66</b>	<b>489</b>	<b>237</b>	<b>726</b>
<b>Faculty of Educational Studies</b>																		
B.Ed. (Community-Based Rehabilitation and Disability Studies)	5	7	12	23	38	61	20	26	46	3	4	7	0	1	1	51	76	127
B.Ed Early Childhood Education	3	9	12	28	84	112	19	98	117	5	35	40	1	2	3	56	228	284
B.Ed Basic Education	22	23	45	102	122	224	78	67	145	13	10	23	0	1	1	215	223	438
B.Ed Special Education	5	0	5	32	12	44	42	25	67	28	10	38	10	3	13	117	50	167
B.Ed Counselling psychology	4	1	5	38	37	75	39	28	67	10	0	10				91	66	157
<b>Sub-total</b>	<b>39</b>	<b>40</b>	<b>79</b>	<b>223</b>	<b>293</b>	<b>516</b>	<b>198</b>	<b>244</b>	<b>442</b>	<b>59</b>	<b>59</b>	<b>118</b>	<b>11</b>	<b>7</b>	<b>18</b>	<b>530</b>	<b>643</b>	<b>1173</b>
<b>School of Creative Arts</b>																		
B.A. Art Education	5	1	6	52	22	74	99	12	111	24	5	29	1	0	1	181	40	221
B.A. Graphic Design	11	5	16	61	16	77	38	8	46	11	2	13	2	0	2	123	31	154
B.A. Theatre Arts	4	14	18	11	19	30	5	5	10							20	38	58
B.A. Textiles and Fashion Studies Education	5	6	11	4	12	16	2	3	5							11	21	32
Bachelor of Music	4	0	4	11	2	13	17	1	18	14	0	14	3	0	3	49	3	52
B.A. Music Education	3	1	4	17	1	18	32	1	33	23	1	24	5	1	6	80	5	85
<b>Sub-total</b>	<b>32</b>	<b>27</b>	<b>59</b>	<b>156</b>	<b>72</b>	<b>228</b>	<b>193</b>	<b>30</b>	<b>223</b>	<b>72</b>	<b>8</b>	<b>80</b>	<b>11</b>	<b>1</b>	<b>12</b>	<b>464</b>	<b>138</b>	<b>602</b>



**TABLE 14 (CON'T)**

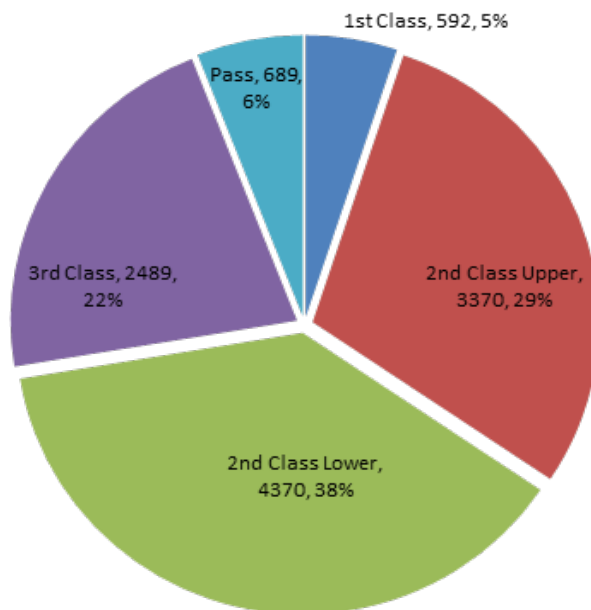
FACULTY/PROGRAMME	1st CLASS			2nd CLASS UPPER			2nd CLASS LOWER			3rd CLASS			PASS			TOTAL		
	M	F	T	M	F	T	M	F	T	M	F	T	M	F	T	M	F	T
<b>Faculty of Science Education</b>																		
B.Sc. Mathematics Education	24	0	24	78	18	96	108	14	122	68	5	73	20	1	21	298	38	336
B.Sc. Physical Education	5	1	6	27	7	34	40	6	46	23	5	28	4	0	4	99	19	118
B.Sc. Sports Coaching	4	0	4	1	3	4	3	0	3							8	3	11
B.Sc. Home Economics	3	4	7	3	59	62	12	87	99	5	68	73	0	31	31	23	249	272
B.Sc. Chemistry Education	6	0	6	14	6	20	20	8	28	29	4	33	5	1	6	74	19	93
B.Sc. (Physics Education)	5	0	5	21	2	23	23	1	24	10	1	11	5	0	5	64	4	68
B.Sc. Health Administration and Education	5	2	7	17	10	27	17	7	24	10	2	12	2	0	2	51	21	72
B.Sc. ICT Education	8	0	8	89	10	99	151	11	162	67	5	72	7	1	8	322	27	349
B.Sc. Biology Education	8	0	8	28	6	34	31	10	41	13	3	16	7	0	7	87	19	106
B.Sc. Integrated Science Education	7	0	7	36	13	49	51	13	64	39	7	46	21	1	22	154	34	188
<b>Sub-total</b>	<b>75</b>	<b>7</b>	<b>82</b>	<b>314</b>	<b>134</b>	<b>448</b>	<b>456</b>	<b>157</b>	<b>613</b>	<b>264</b>	<b>100</b>	<b>364</b>	<b>71</b>	<b>35</b>	<b>106</b>	<b>1180</b>	<b>433</b>	<b>1613</b>
<b>Faculty of Foreign Languages Education and Communication</b>																		
B.A. French Education	11	10	21	48	43	91	51	51	102	29	30	59	5	5	10	144	139	283
B.A. English Education	11	11	22	42	52	94	57	69	126	38	47	85	12	9	21	160	188	348
B.A. Linguistics and English Education	1	0	1	2	2	4	0	5	5	0	3	3				3	10	13
B.A. Linguistics and Fante Education				0	1	1	0	1	1							0	2	2
B.A. Linguistics and French Education							0	2	2	0	2	2				0	4	4
B.A. Linguistics and Ga Education	0	1	1													0	1	1
B.A. Linguistics and Twi Education	0	1	1	1	0	1	0	2	2	0	1	1	0	1	1	1	5	6
<b>Sub-total</b>	<b>23</b>	<b>23</b>	<b>46</b>	<b>93</b>	<b>98</b>	<b>191</b>	<b>108</b>	<b>130</b>	<b>238</b>	<b>67</b>	<b>83</b>	<b>150</b>	<b>17</b>	<b>15</b>	<b>32</b>	<b>308</b>	<b>349</b>	<b>657</b>
<b>Faculty of Ghanaian Languages</b>																		
B.A. Ga Education	3	1	4	3	6	9	1	3	4	2	2	4	1	0	1	10	12	22
B.A. Ewe Education	7	16	23	20	23	43	13	15	28	5	3	8	1	2	3	46	59	105
B.A. Dangme Education	3	2	5	6	4	10	9	4	13	3	4	7				21	14	35
B.A. Dagaare Education				6	0	6	9	3	12	1	0	1	0	1	1	16	4	20
B.A. Dagbani Education				5	1	6	8	3	11	18	1	19	3	0	3	34	5	39
B.A. Gonja Education				4	1	5	9	2	11	15	0	15	1	0	1	29	3	32
B.A. Gurune Education				3	0	3	6	4	10	3	2	5				12	6	18
B.A. Kusaal Education				7	1	8	5	2	7	5	1	6	2	0	2	19	4	23
B.A. Kasem Education				2	3	5	2	0	2	1	0	1				5	3	8
B.A. Fanti Education	3	2	5	6	13	19	5	2	7	4	5	9	1	1	2	19	23	42
B.A. Twi Education	9	5	14	34	13	47	27	23	50	16	17	33	4	2	6	90	60	150
B.A. Nzema Education				2	3	5	3	1	4	3	2	5				8	6	14
<b>Sub-total</b>	<b>25</b>	<b>26</b>	<b>51</b>	<b>98</b>	<b>68</b>	<b>166</b>	<b>97</b>	<b>62</b>	<b>159</b>	<b>76</b>	<b>37</b>	<b>113</b>	<b>13</b>	<b>6</b>	<b>19</b>	<b>309</b>	<b>199</b>	<b>508</b>

**TABLE 14 (CON'T)**

FACULTY/PROGRAMME	1st CLASS			2nd CLASS UPPER			2nd CLASS LOWER			3rd CLASS			PASS			TOTAL		
	M	F	T	M	F	T	M	F	T	M	F	T	M	F	T	M	F	T
<b>Faculty of Business Education</b>																		
BBA (Executive Office Administration)				0	2	2	0	3	3	0	2	2				0	7	7
BBA BIS)	0	1	1													0	1	1
BBA Management	1	0	1	5	14	19	9	9	18	7	10	17				22	33	55
BBA (Secretarial Education)	1	2	3	3	3	6	3	6	9	2	1	3				9	12	21
B.Sc. Accounting Education	32	4	36	161	49	210	155	52	207	57	22	79	1	1	2	406	128	534
B.Sc in Admin. (Banking & Finance)	1	0	1	1	0	1	2	1	3	0	1	1				4	2	6
B.Sc. Admin. in Accounting	0	1	1	3	3	6	6	4	10	1	1	2				10	9	19

FACULTY/PROGRAMME	1st CLASS			2nd CLASS UPPER			2nd CLASS LOWER			3rd CLASS			PASS			TOTAL		
	M	F	T	M	F	T	M	F	T	M	F	T	M	F	T	M	F	T
B.Sc. Management Education	24	9	33	83	47	130	88	61	149	41	17	58	2	0	2	238	134	372
B.Sc. Admn. Procurement and Supply Chain				2	1	3	4	1	5	1	0	1				7	2	9
B.Sc. Marketing				2	0	2	2	2	4							4	2	6
<b>Sub-total</b>	<b>59</b>	<b>17</b>	<b>76</b>	<b>260</b>	<b>119</b>	<b>379</b>	<b>269</b>	<b>139</b>	<b>408</b>	<b>109</b>	<b>54</b>	<b>163</b>	<b>3</b>	<b>1</b>	<b>4</b>	<b>700</b>	<b>330</b>	<b>1030</b>
<b>Faculty of Applied Science and Mathematics Education</b>																		
B.Sc. (Information Technology )	3	0	3	9	1	10	14	2	16	12	3	15	1	0	1	39	6	45
B.Sc. (Information Technology Education )	30	0	30	159	17	176	224	20	244	86	10	96	3	1	4	502	48	550
B.Sc. Mathematics Education	19	5	24	93	15	108	126	9	135	21	1	22				259	30	289
<b>Sub-total</b>	<b>52</b>	<b>5</b>	<b>57</b>	<b>261</b>	<b>33</b>	<b>294</b>	<b>364</b>	<b>31</b>	<b>395</b>	<b>119</b>	<b>14</b>	<b>133</b>	<b>4</b>	<b>1</b>	<b>5</b>	<b>800</b>	<b>84</b>	<b>884</b>
<b>Faculty of Technical Education</b>																		
B.Sc. (Information Technology Education )																		
B.Sc. Mechanical Technology Education	1	0	1	14	0	14	29	2	31	7	0	7				51	2	53
B.Sc. Wood Technology Education	1	0	1	22	0	22	19	0	19	8	2	10				50	2	52
B.Sc. Electrical/Electronic Technology Education	3	1	4	30	2	32	41	0	41							74	3	77
B.Sc. Automobile Technology Education				16	0	16	16	0	16							32	0	32
B.Sc. Construction Technology Education	3	0	3	98	5	103	130	1	131	24	1	25				255	7	262
<b>Sub-total</b>	<b>8</b>	<b>1</b>	<b>9</b>	<b>180</b>	<b>7</b>	<b>187</b>	<b>235</b>	<b>3</b>	<b>238</b>	<b>39</b>	<b>3</b>	<b>42</b>				<b>462</b>	<b>14</b>	<b>476</b>
<b>Faculty of Vocational Education</b>																		
B.Sc. Fashion and Textile Education	0	6	6	19	80	99	15	70	85	2	18	20				36	174	210
B.Sc. Catering and Hospitality Education	0	7	7	12	180	192	15	203	218	5	27	32				32	417	449
<b>Sub-total</b>	<b>0</b>	<b>13</b>	<b>13</b>	<b>31</b>	<b>260</b>	<b>291</b>	<b>30</b>	<b>273</b>	<b>303</b>	<b>7</b>	<b>45</b>	<b>52</b>				<b>68</b>	<b>591</b>	<b>659</b>
<b>Faculty of Education and Communication Sciences</b>																		
B.A. English Education	8	3	11	50	43	93	54	73	127	41	36	77	3	1	4	156	156	312
B.A. Arabic Education				14	1	15	12	0	12	3	0	3				29	1	30
<b>Sub-total</b>	<b>8</b>	<b>3</b>	<b>11</b>	<b>64</b>	<b>44</b>	<b>108</b>	<b>66</b>	<b>73</b>	<b>139</b>	<b>44</b>	<b>36</b>	<b>80</b>	<b>3</b>	<b>1</b>	<b>4</b>	<b>185</b>	<b>157</b>	<b>342</b>
<b>Faculty of Agriculture Education</b>																		
B.Sc. Agriculture Education	3	0	3	27	5	32	97	13	110	133	10	143	52	3	55	312	31	343
<b>Sub-total</b>	<b>3</b>	<b>0</b>	<b>3</b>	<b>27</b>	<b>5</b>	<b>32</b>	<b>97</b>	<b>13</b>	<b>110</b>	<b>133</b>	<b>10</b>	<b>143</b>	<b>52</b>	<b>3</b>	<b>55</b>	<b>312</b>	<b>31</b>	<b>343</b>
<b>Faculty of Education and General Studies</b>																		
B.Ed Early Grade	1	5	6	12	21	33	14	24	38	5	15	20	2	4	6	34	69	103
<b>Sub-total</b>	<b>1</b>	<b>5</b>	<b>6</b>	<b>12</b>	<b>21</b>	<b>33</b>	<b>14</b>	<b>24</b>	<b>38</b>	<b>5</b>	<b>15</b>	<b>20</b>	<b>2</b>	<b>4</b>	<b>6</b>	<b>34</b>	<b>69</b>	<b>103</b>
<b>Faculty of Environment and Health Education</b>																		
B.Sc. Environmental Health and Sanitation Education	8	0	8	12	10	22	33	31	64	45	48	93	36	39	75	134	128	262
<b>Sub-total</b>	<b>8</b>	<b>0</b>	<b>8</b>	<b>12</b>	<b>10</b>	<b>22</b>	<b>33</b>	<b>31</b>	<b>64</b>	<b>45</b>	<b>48</b>	<b>93</b>	<b>36</b>	<b>39</b>	<b>75</b>	<b>134</b>	<b>128</b>	<b>262</b>
<b>Faculty of Science Education</b>																		
B.Sc. Integrated Science Education	7	2	9	31	2	33	36	9	45	30	10	40	14	3	17	118	26	144
B.Sc. Chemistry Education	2	1	3	6	3	9	9	2	11	5	0	5				22	6	28
B.Sc. Biological Sciences Education	18	5	23	27	14	41	48	28	76	38	24	62	23	17	40	154	88	242
<b>Sub-total</b>	<b>27</b>	<b>8</b>	<b>35</b>	<b>64</b>	<b>19</b>	<b>83</b>	<b>93</b>	<b>39</b>	<b>132</b>	<b>73</b>	<b>34</b>	<b>107</b>	<b>37</b>	<b>20</b>	<b>57</b>	<b>294</b>	<b>120</b>	<b>414</b>
<b>GRAND TOTAL</b>	<b>408</b>	<b>196</b>	<b>604</b>	<b>2121</b>	<b>1336</b>	<b>3457</b>	<b>2871</b>	<b>1560</b>	<b>4431</b>	<b>1670</b>	<b>835</b>	<b>2505</b>	<b>483</b>	<b>210</b>	<b>693</b>	<b>7553</b>	<b>4137</b>	<b>11690</b>

**FIGURE 11: FIRST DEGREE AWARDS BY CLASS, 2021/2022**



Note: The 2021/2022 figures are for the first session only.

**TABLE 15: DIPLOMAS AND CERTIFICATES AWARDED BY CLASS AND SEX, 2021/2022**

Certificates/Diplomas	DISTINCTION			CREDIT			PASS			TOTAL		
	M	F	T	M	F	T	M	F	T	M	F	T
<b>Regular and Sandwich Programmes</b>												
<b>Winneba Campus</b>												
<b>Faculty of Educational Studies</b>												
Diploma in Community-Based Rehabilitation and Disability Studies	5	12	17	31	63	94	31	31	62	67	106	173
Diploma in Early Childhood Education				4	35	39	0	11	11	4	46	50
<b>School of Creative Arts</b>												
Diploma in Graphic Design				26	7	33	4	1	5	30	8	38
Diploma in Art Education	2	5	7	18	12	30	0	1	1	20	18	38
Diploma in Theatre Art	4	3	7	14	14	28				18	17	35
Diploma in Music	1	0	1	17	6	23	9	3	12	27	9	36
<b>Faculty of Science Education</b>												
Diploma in Sports Coaching	1	1	2	2	2	4	1	1	2	4	4	8
<b>Kumasi Campus</b>												
<b>Faculty of Education and Communication Sciences</b>												
Diploma in Education (CBT)	3	4	7							3	4	7
<b>Sub-Total (Regular and Sandwich)</b>	<b>16</b>	<b>25</b>	<b>41</b>	<b>112</b>	<b>139</b>	<b>251</b>	<b>45</b>	<b>48</b>	<b>93</b>	<b>173</b>	<b>212</b>	<b>385</b>

**TABLE 16: POSTGRADUATE DEGREE AWARDS BY PROGRAMME AND SEX, 2021/2022**

NAME OF FACULTY/PROGRAMME	M	F	T
<b>FACULTY OF SCIENCE EDUCATION</b>			
PhD Science Education	3	0	3
M. Ed. Science Education	12	8	20
M. Ed. Mathematics	12	3	15
M. Phil. Mathematics	19	3	22
MPhil. Science Education	30	7	37
M.Phil. Physical Education	3	0	3
M.Phil. Chemistry	11	4	15
M.Ed. Physical Education	1	0	1
Sub Total	91	25	116
<b>FACULTY OF EDUCATIONAL STUDIES</b>			
M. Ed. Guidance and Counselling	16	21	37
Post Graduate Diploma in Education	19	11	30
M.Ed. Special Education	2	3	5
M.Phil. Basic Education	6	8	14
M.Phil. Special Education	7	4	11
M.Phil. Early Childhood Education	11	34	45
M.Phil. Early Childhood Education	7	8	15
M.Phil. Guidance and Counselling	9	5	14
M.Ed School Supervision	2	3	5
M.Phil. Educational Administration and Management	16	20	36
M. Ed. Educational Administration and Management	58	79	137
Sub Total	153	196	349
<b>FACULTY OF SOCIAL SCIENCE EDUCATION</b>			
M.Phil. Conflict Human Rights and Peace Studies	13	5	18
M.A. Conflict Human Rights and Peace Studies	10	5	15
Executive Masters (Human Rights, Conflicts and Peace Studies)	14	1	15
M.Phil Economics			0
M.Sc. Economics	4	1	5
M.Ed Social Studies	14	8	22
M.Ed. Political Science	7	0	7
M.Ed Geography	4	3	7
M.Phil. Geography	3	1	4
M. Phil. Social Studies	9	8	17
Ph.D. Social Studies	2	0	2
Sub Total	80	32	112
<b>SCHOOL OF CREATIVE ARTS</b>			
M.Phil. Art and Culture	13	3	16
M.A. Art and Culture			0
M.Phil. Music Education			0
Ph.D. Art and Culture	4	1	5

Sub Total	17	4	21
<b>SCHOOL OF COMMUNICATION AND MEDIA STUDIES</b>			
M.A. Strategic Communication	6	1	7
Mphil Strategic Communication	1	0	1
M.A. Journalism and Media Studies	4	1	5
<b>Sub Total</b>	<b>11</b>	<b>2</b>	<b>13</b>

**TABLE 16 (CON'T)**

NAME OF FACULTY/PROGRAMME	M	F	T
<b>FACULTY OF FOREIGN LANGUAGES AND COMMUNICATION EDUCATION</b>			
M. Ed. French	1	4	5
Mphil. French Education	3	0	3
M. Ed. Teaching English as a Second Language	17	11	28
PhD. Applied Linguistics	0	1	1
M.Phil. English	2	6	8
M. A. English	5	1	6
PhD French	1	0	1
<b>Sub Total</b>	<b>29</b>	<b>23</b>	<b>52</b>
<b>FACULTY OF GHANAIAI LANGUAGES EDUCATION</b>			
M. Phil. Ghanaian Languages	12	3	15
<b>Sub Total</b>	<b>12</b>	<b>3</b>	<b>15</b>
<b>SCHOOL OF BUSINESS</b>			
MBA Accounting	13	9	22
MBA Human Resource Management	5	8	13
M.Sc. Development Finance	3	1	4
MBA Finance	7	1	8
MBA Marketing	0	4	4
<b>Sub Total</b>	<b>28</b>	<b>23</b>	<b>51</b>
<b>ITECPD</b>			
M.Ed Mentorship	3	15	18
<b>Sub Total</b>	<b>3</b>	<b>15</b>	<b>18</b>
<b>FACULTY OF EDUCATION AND COMM. SCIENCES</b>			
M.A. in Educational Leadership	28	34	62
MPhil in Educational Leadership	6	3	9
Ph.D. in Educational Leadership	1	1	2
<b>Sub Total</b>	<b>35</b>	<b>38</b>	<b>73</b>

<b>FACULTY OF TECHNICAL EDUCATION</b>			
PhD Construction Management	3	0	3
M.Tech. Electricals and Electronics Technology	1	0	1
M.Phil. Electricals and Electronics Technology	3	0	3
M. Tech. Wood Science and Technology	7	0	7
M. Tech. Automotive Engineering Technology	1	0	1
M. Phil. Automotive Engineering Technology	2	0	2
M. Tech. Construction Management Technology	7	1	8
M. Tech. Construction Technology	5	0	5
<b>Sub Total</b>	<b>29</b>	<b>1</b>	<b>30</b>

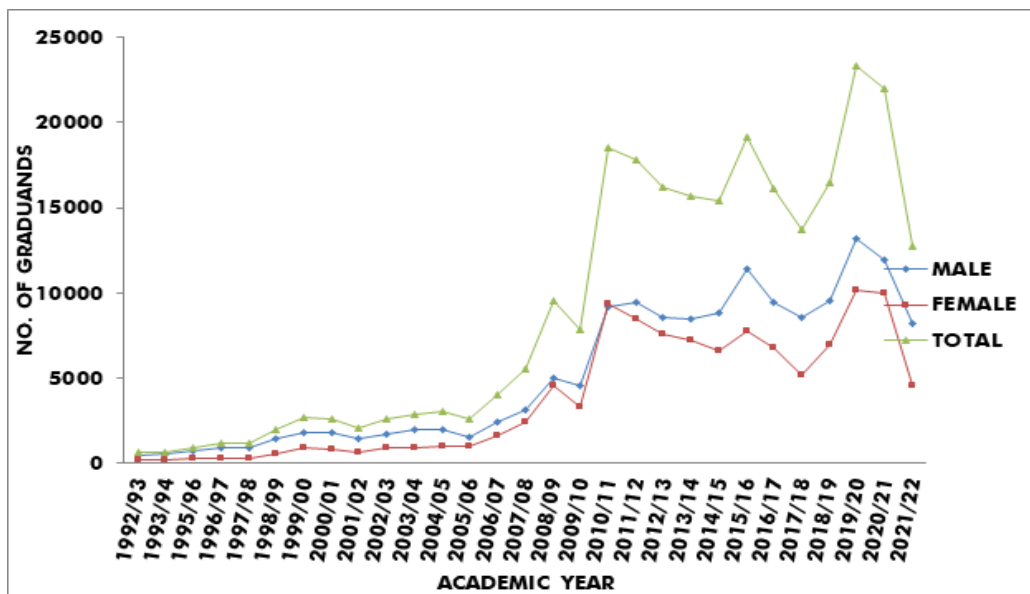
**TABLE 16 (CON'T)**

<b>NAME OF FACULTY/PROGRAMME</b>	<b>M</b>	<b>F</b>	<b>T</b>
<b>FACULTY OF APPLIED SCIENCE AND MATHEMATICS EDUCATION</b>			
M.Sc. Info Technology Education	15	2	17
M.Ed Mathematics Education	2	1	3
<b>Sub Total</b>	<b>17</b>	<b>3</b>	<b>20</b>
<b>FACULTY OF VOCATIONAL EDUCATION</b>			
M. Tech Fashion Design and Textiles	0	10	10
M. Phil Fashion Design and Textiles	4	1	5
M. Phil. Catering and Hospitality	0	1	1
<b>Sub Total</b>	<b>4</b>	<b>12</b>	<b>16</b>
<b>FACULTY OF SCIENCE EDUCATION</b>			
M.Phil Chemistry Education	3	0	3
<b>Sub Total</b>	<b>3</b>	<b>0</b>	<b>3</b>
<b>FACULTY OF ENVIRONMENT AND HEALTH EDUCATION</b>			
M.Phil Environment and Occupational Health Education	7	0	7
<b>Sub Total</b>	<b>7</b>	<b>0</b>	<b>7</b>
<b>FACULTY OF AGRICULTURE EDUCATION</b>			
PhD Agronomy/Physiology	0	1	1
PhD Soil Science	1	0	1
M.Phil. Soil Science	1	2	3
M.Ed. Agriculture	19	1	20
<b>Sub Total</b>	<b>21</b>	<b>4</b>	<b>25</b>
<b>GRAND TOTAL</b>	<b>540</b>	<b>381</b>	<b>921</b>

**TABLE 17: TREND IN GRADUATE OUTPUT 1992/93 - 2021/2022**

YEAR	1992/93	1993/94	1995/96	1996/97	1997/98	1998/99	1999/00	2000/01	2001/02	2002/03	2003/04	2004/05
MALE	462	490	668	847	928	1443	1816	1744	1381	1719	1951	1994
FEMALE	154	165	236	286	248	537	885	836	660	848	864	1019
<b>TOTAL</b>	<b>616</b>	<b>655</b>	<b>904</b>	<b>1133</b>	<b>1176</b>	<b>1980</b>	<b>2701</b>	<b>2580</b>	<b>2041</b>	<b>2567</b>	<b>2815</b>	<b>3013</b>
YEAR	2005/06	2006/07	2007/08	2008/09	2009/10	2010/11	2011/12	2012/13	2013/14	2014/15	2015/16	2016/17
MALE	1556	2442	3139	4972	4524	9146	9418	8590	8478	8800	11407	9402
FEMALE	1003	1562	2419	4574	3329	9385	8423	7571	7216	6577	7758	6751
<b>TOTAL</b>	<b>2559</b>	<b>4004</b>	<b>5558</b>	<b>9546</b>	<b>7853</b>	<b>18531</b>	<b>17841</b>	<b>16161</b>	<b>15694</b>	<b>15377</b>	<b>19165</b>	<b>16153</b>
YEAR	2017/18	2018/19	2019/20	2020/21	2021/22							
MALE	8543	9569	13180	11948	8266							
FEMALE	5205	6920	10183	10001	4730							
<b>TOTAL</b>	<b>13748</b>	<b>16489</b>	<b>23363</b>	<b>21949</b>	<b>12996</b>							

**FIGURE 12: TREND IN GRADUATE OUTPUT, 1992/93 - 2021/2022**



Note: The 2021/2022 figures are for the first session only.

**TABLE 18: FULL-TIME ACADEMIC STAFF BY SEX, DEPARTMENT AND FACULTY, 2021/2022**

FACULTY/ DEPARTMENT	SEX	PROFESSORS				ASSOCIATE PROFESSORS				SENIOR LECTURER				LECTURER				ASSISTANT LECTURER				GRAND TOTAL
		PHD	M.Phil/ MBA/M. Com.	MSc./ M.A/M. Ed.	Others	PHD	M.Phil/ MBA/M. Com.	MSc./ M.A/M. Ed.	Others	PHD	M.Phil/ MBA/M. Com.	MSc./ M.A/M. Ed./MFA	Others	PHD	M.Phil/ MBA/M. Com.	MSc./ M.A/M. Ed.	Others	M.Phil/ MBA/M. Com.	MSc./ M.A/M. Ed.MFA	Others		
SCHOOL OF CREATIVE ARTS																						
Art Education	M				1				4	3			1				5	5		19		
	F				0				1	1			1				2	0		5		
	T				1				5	4			2				7	5		24		
Graphic Design	M				1				5	1			1				3	1		12		
	F				0				0	0			0				0	1		1		
	T				1				5	1			1				3	2		13		
Theatre Arts	M				2				2					3	0		1			8		
	F				0				2					0	1		0			3		
	T				2				4					3	1		1			11		
Music Education	M				2	1			2	2	1			4			4			16		
	F				1	0			1	0	0			0			0			2		
	T				3	1			3	2	1			4			4			18		
Sub-total (Creative Arts)	M				6	1			13	2	5		1	8	0		13	6		55		
	F				1	0			4	0	1		1	0	1		2	1		11		
	T				7	1			17	2	6		2	8	1		15	7		66		
SCHOOL OF BUSINESS																						
Accounting	M									1				1	1			5		8		
	F									1				0	0			0		1		
	T									2				1	1			5		9		
Management Sciences	M								1	2	1			3	2			4	1	14		
	F								0	1	0			0	2			2	1	6		
	T								1	3	1			3	4			6	2	20		
Applied Finance and Policy Mgt.	M								2	1	1			2	2	1		3		12		
	F								0	0	0			1	0	0		0		1		
	T								2	1	1			3	2	1		3		13		
Purchasing, Marketing and Supply Chain Mgt.	M								1	1				2	3	1		3		11		
	F								0	0				0	0	0		1		1		
	T								1	1				2	3	1		4		12		
Sub-total (Creative Arts)	M								4	5	2			8	8	2		15	1	45		
	F								0	2	0			1	2	0		3	1	9		
	T								4	7	2			9	10	2		18	2	54		
SOCIAL SCIENCES																						
Political Science	M				1				2	1				4	5			2		15		
	F				0				1	0				1	0			0		2		
	T				1				3	1				5	5			2		17		
Geography Education	M				3				1					8				6		18		
	F				1				1					2				0		4		
	T				4				2					10				6		22		
History Education	M	1							1	1				2	0			2		7		
	F	0							0	0				0	2			1		3		
	T	1							1	1				2	2			3		10		
Economics Education	M				1									4	2			3	1	12		
	F				0					0				0	0			0	0	0		
	T				1					1				4	2			3	1	12		
Social Studies	M				1				9					2	1			5		18		
	F				1				0					0	0			6		7		
	T				2				9					2	1			11		25		



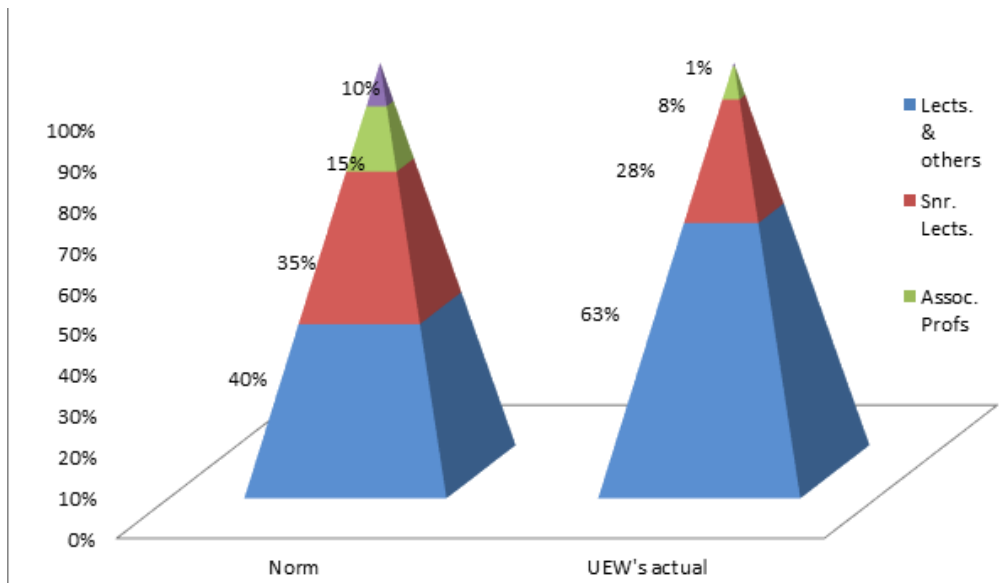
FACULTY/ DEPARTMENT	SEX	PROFESSORS				ASSOCIATE PROFESSORS				SENIOR LECTURER				LECTURER				ASSISTANT LECTURER			GRAND TOTAL
		M.Phil/ PhD	MBA/M. Com.	M.Sc./ M.A/M. Ed.	Others	M.Phil/ PhD	MBA/M. Com.	M.Sc./ M.A/M. Ed.	Others	M.Phil/ PhD	MBA/M. Com.	M.Sc./ M.A/M. Ed./MFA	Others	M.Phil/ PhD	MBA/M. Com.	M.Sc./ M.A/M. Ed.	Others	M.Phil/ PhD	MBA/M. Com.	M.Sc./ M.A/M. Ed. MFA	
CHRPS	M				1				1				2								4
	F				0				0				0								0
	T				1				1				2								4
African Studies	M				1				1	1			4				2				9
	F				0				0	1			1				1				3
	T				1				1	2			5				3				12
Sub-total (So- cial Science)	M	1			8				15	4			26	8			20	1			83
	F	0			2				2	1			4	2			8	0			19
	T	1			10				17	5			30	10			28	1			102

FOREIGN LANG. EDUCATION AND COMMUNICATION																					
Applied Linguistics	M				0				4	1			0	0			1				6
	F				1				1	0			1	1			1				5
	T				1				5	1			1	1			2				11
English	M				1				0	2			2	2			0				7
	F				0				3	1			0	3			2				9
	T				1				3	3			2	5			2				16
German Unit	M												1	0			1				2
	F												0	1			0				1
	T												1	1			1				3
French	M								1	2			4			2					9
	F								0	0			0			1					1
	T								1	2			4			3					10
Sub-total (Gha. Lang. Educ. & Comm.)	M				0	1			5	5			3	6			4				24
	F				1	0			4	1			1	5			4				16
	T				1	1			9	6			4	11			8				40
SCHOOL OF COMMUNICATIO AND MEDIA STUDIES																					
Communication and Media Studies	M	1			0				0	3			1	1			2				8
	F	0			1				1	0			1	5			2				10
	T	1			1				1	3			2	6			4				18
Sub-total (School of Comm. & Media Stds.)	M	1			0				0	3			1	1			2				8
	F	0			1				1	0			1	5			2				10
	T	1			1				1	3			2	6			4				18
GHANAIA LANGUAGES EDUCATION																					
Akan Nzema	M				1				1				0	1			8				11
	F				0				0				1	1			5				7
	T				1				1				1	2			13				18
Ewe	M								1	1							0				2
	F								0	0							1				1
	T								1	1							1				3
Ga-Dangme	M								0				2				3				5
	F								2				0				1				3
	T								2				2				4				8
Gur-Gonja	M				2				1	3			1	3	1		5				16
	F				0				0	0			0	1	0		1				2
	T				2				1	3			1	4	1		6				18

FACULTY/ DEPARTMENT	SEX	PROFESSORS				ASSOCIATE PROFESSORS				SENIOR LECTURER				LECTURER				ASSISTANT LECTURER			GRAND TOTAL
		M.Phil/ MBA/M. Com.	M.Sc./ M.A/M. Ed.	M.A/M. Others	PHD	M.Phil/ MBA/M. Com.	M.Sc./ M.A/M. Ed.	M.A/M. Others	PHD	M.Phil/ MBA/M. Com.	M.Sc./ M.A/M. Ed./MFA	M.A/M. Others	PHD	M.Phil/ MBA/M. Com.	M.Sc./ M.A/M. Ed.	M.A/M. Others	M.Phil/ MBA/M. Com.	M.Sc./ M.A/M. Ed.MFA	M.A/M. Others		
Sub-total (Gha. Lang. Educ. & Comm.)	M				3				2	5			1	6	1		16			34	
	F				0				2	0			1	2	0		8			13	
	T				3				4	5			2	8	1		24			47	
FACULTY OF HOME ECONOMICS EDUCATION																					
Home Economics Education	M				0				0	0	1		1	0			1			3	
	F				1				1	4	1		2	2			8			19	
	T				1				1	4	2		3	2			9			22	
Sub-total (Home Economics Education)	M				0				0	0	1		1	0			1			3	
	F				1				1	4	1		2	2			8			19	
	T				1				1	4	2		3	2			9			22	
SCIENCE EDUCATION																					
Health, Physical Education, Recreation and Sports	M								2				2	2			2			8	
	F								0				1	3			1			5	
	T								2				3	5			3			13	
Mathematics Education	M				3				3	2	1			4			4	1		18	
	F				0				2	0	0			0			2	0		4	
	T				3				5	2	1			4			6	1		22	
ICT Education	M				1				3	1	0		2	1	2		4	2		16	
	F				0				0	0	1		0	0	0		0	0		1	
	T				1				3	1	1		2	1	2		4	2		17	
Health Administration and Education	M								1	0			4	1			1	0		7	
	F								0	1			1	0			0	2		4	
	T								1	1			5	1			1	2		11	
Physics Education	M				3								3	1			3			10	
	F				0								0	0			1			1	
	T				3								3	1			4			11	
Chemistry Edu- cation	M				1				2	1			2	2			2			10	
	F				0				0	0			0	0			1			1	
	T				1				2	1			2	2			3			11	
Biology Education	M				1				3	1			2	1						8	
	F				0				0	0			3	1						4	
	T				1				3	1			5	2						12	
Integrated Science Education	M								2	1			5	1	0		6	0		15	
	F								0	0			1	2	1		1	1		6	
	T								2	1			6	3	1		7	1		21	
Sub-total (Science Education)	M				9				16	6	1		20	13	2		22	3		92	
	F				0				2	1	1		6	6	1		6	3		26	
	T				9				18	7	2		26	19	3		28	6		118	
FACULTY/ DEPART- MENT																					
SEX																					
EDUCATIONAL STUDIES																					
Basic Education	M				1				2	2	1		2				5			13	
	F				1				2	0	0		1				2			6	
	T				2				4	2	1		3				7			19	
Early Childhood Education	M								3				0				2			5	
	F								1				1				1			3	
	T								4				1				3			8	

FACULTY/ DEPARTMENT	SEX	PROFESSORS				ASSOCIATE PROFESSORS				SENIOR LECTURER				LECTURER				ASSISTANT LECTURER			GRAND TOTAL
		PHD	M.Phil/ MBA/M. Com.	M.Sc./ M.A/M. Ed.	Others	PHD	M.Phil/ MBA/M. Com.	M.Sc./ M.A/M. Ed.	Others	PHD	M.Phil/ MBA/M. Com.	M.Sc./ M.A/M. Ed./MFA	Others	PHD	M.Phil/ MBA/M. Com.	M.Sc./ M.A/M. Ed.	Others	M.Phil/ MBA/M. Com.	M.Sc./ M.A/M. Ed.MFA	Others	
Educational Administration and Management	M	1				1				1											3
	F	0				0				1											1
	T	1				1				2											4
Educational Foundation	M					2				4	1			2	1				4		14
	F					0				0	0			0	0				1		1
	T					2				4	1			2	1				5		15
Special Education	M	2								5	2			2	2	2		3	0		18
	F	0								0	1			0	0	0		2	2		5
	T	2								5	3			2	2	2		5	2		23
Sub-total (Special Education)	M	3				7				15	6	1		6	6	2		16	0		62
	F	0				1				6	2	0		1	2	0		7	2		21
	T	3				8				21	8	1		7	8	2		23	2		83
COLLEGES AND INSTITUTES																					
IERIS	M									3	1							1			5
	F									0	0							0			0
	T									3	1							1			5
CODEL	M									0	0										0
	F									1	1										2
	T									1	1										2
Sub-total (Colleges and Institutes)	M									3	1							1			5
	F									1	1							0			2
	T									4	2							1			7
GRAND TOTAL	M	5				33	2			73	37	10		67	56	7		110	11		411
	F	0				7	0			23	12	3		18	26	2		48	7		146
	T	5				40	2			96	49	13		85	82	9		158	18		557

**FIGURE 13: ACADEMIC STAFF PYRAMID, 2021/2022**



**TABLE 19: NON-TEACHING STAFF BY SEX, TEACHING DEPARTMENTS AND FACULTY, 2021/2022**

FACULTY/DEPARTMENT	SENIOR MEMBERS						SENIOR STAFF						JUNIOR STAFF						GRAND TOTAL		
	TECHNICAL			ADMINISTRATIVE			TECHNICAL			ADMINISTRATIVE			TECHNICAL			NON-TECHNICAL					
	M	F	T	M	F	T	M	F	T	M	F	T	M	F	T	M	F	T	M	F	T
SCHOOL OF BUSINESS																					
Dean's Office				1	0	1				0	1	1				0	1	1	1	2	3
Management Science										0	1	1							0	1	1
Marketing and Entrepreneurship				1	0	1													1	0	1
Accounting										0	1	1							0	1	1
Sub-Total				2	0	2				0	3	3				0	1	1	2	4	6
SCHOOL OF CREATIVE ARTS																					
Dean's Office				0	1	1										1	0	1	1	1	2
Graphic Design				0	1	1				0	1	1							0	2	2
Art Education				1	0	1	2	1	3	1	1	2				1	0	1	5	2	7
Theatre Arts													1	0	1				1	0	1
Music Education										2	2	4	1	0	1				3	2	5
Textiles and Fashion Education										0	1	1							0	1	1
Sub-Total				1	2	3	2	1	3	3	5	8	2	0	2	2	0	2	10	8	18
SOCIAL SCIENCES																					
Dean's Office				1	1	2										1	0	1	2	1	3
Social Studies										0	1	1							0	1	1
Economics Education										0	2	2							0	2	2
History Education										1	0	1							1	0	1
Political Science Education				1	0	1													1	0	1
Geography Education				0	1	1				1	1	2							1	2	3
Centre for African Studies										1	1	2							1	1	2
Centre for Conflicts, Human Rights and Peace Studies										0	1	1							0	1	1
Sub-Total				2	2	4				3	6	9				1	0	1	6	8	14
FOREIGN LANGUAGES EDUCATION AND COMMUNICATION																					
Dean's Office				1	0	1				0	1	1	0	1	1				1	2	3
Applied Linguistics										0	1	1							0	1	1
English Language Education				1	0	1										0	1	1	1	1	2
French Language Education										1	0	1				0	1	1	1	1	2
Communication and Media Studies				1	0	1				0	1	1							1	1	2
Sub-Total				3	0	3				1	3	4	0	1	1	0	2	2	4	6	10
GHANAIAI LANGUAGES EDUCATION																					
Dean's Office				1	0	1				1	0	1							2	0	2
Ga-Dangme																0	1	1	0	1	1
Akan-Nzema Education							1	0	1	0	1	1							1	1	2
Ewe Education										0	1	1				1	0	1	1	1	2
Gur-Gonja Education										0	1	1							0	1	1
Sub-Total				1	0	1	1	0	1	1	3	4				1	0	1	4	4	8
HOME ECONOMICS EDUCATION																					
Home Economics Education				0	1	1				0	7	7	0	1	1	2	7	9	2	16	18
Sub-Total				0	1	1				0	7	7	0	1	1	2	7	9	2	16	18
SCIENCE																					
																			0	0	0

FACULTY/DEPARTMENT	SENIOR MEMBERS						SENIOR STAFF						JUNIOR STAFF						GRAND TOTAL		
	TECHNICAL			ADMINISTRATIVE			TECHNICAL			ADMINISTRATIVE			TECHNICAL			NON-TECHNICAL					
	M	F	T	M	F	T	M	F	T	M	F	T	M	F	T	M	F	T	M	F	T
Dean's Office			0	1	<b>1</b>	1	0	<b>1</b>	0	1	<b>1</b>					0	1	<b>1</b>	1	3	<b>4</b>
Mathematics Education									1	1	<b>2</b>					0	1	<b>1</b>	1	2	<b>3</b>
Agriculture Education									1	1	<b>2</b>								1	1	<b>2</b>
Integrated Science									0	1	<b>1</b>								0	1	<b>1</b>
Physics Education									0	1	<b>1</b>				1	0	<b>1</b>	1	1	1	<b>2</b>
Chemistry Education						1	1	<b>2</b>	0	4	<b>4</b>								1	5	6
Biology Education						0	1	<b>1</b>	1	1	<b>2</b>								1	2	<b>3</b>
HPERS									0	2	<b>2</b>				0	1	<b>1</b>	0	3	<b>3</b>	
ICT			0	1	<b>1</b>	4	1	<b>5</b>	1	0	<b>1</b>	1	0	<b>1</b>					6	2	<b>8</b>
Sub-Total			0	2	2	6	3	9	4	12	16	1	0	1	1	3	4	12	20	32	
EDUCATIONAL STUDIES																			0	0	<b>0</b>
Dean's Office			1	1	<b>2</b>				1	3	<b>4</b>				2	1	<b>3</b>	4	5	<b>9</b>	
Basic Education									0	1	<b>1</b>								0	1	<b>1</b>
Counselling Psychology									0	1	<b>1</b>								0	1	<b>1</b>
Special Education						3	1	<b>4</b>	4	4	<b>8</b>	0	1	<b>1</b>					7	6	<b>13</b>
Educational Administration and Management			1	0	<b>1</b>				0	2	<b>2</b>								1	2	3
Sub-Total			2	1	3	3	1	4	5	11	16	0	1	1	2	1	3	12	15	27	
COLLEGES, SCHOOLS, INSTITUTES AND CENTRES																					
IERIS			1	0	<b>1</b>				0	2	<b>2</b>								1	2	<b>3</b>
Quality Assurance Directorate			0	1	<b>1</b>				1	1	<b>2</b>										
CODEL	1	0	<b>1</b>	4	3	<b>7</b>			18	24	<b>42</b>				2	0	<b>2</b>	25	27	<b>52</b>	
Centre for International Programmes (CIP)			1	0	<b>1</b>				1	1	<b>2</b>								2	1	<b>3</b>
Directorate of Research, Innovation and Development			1	0	<b>1</b>										1	1	<b>2</b>	2	1	<b>3</b>	
ITECPD			1	1	<b>2</b>				1	1	<b>2</b>								2	2	<b>4</b>
Basic School/HIV-AIDS Unit									0	1	<b>1</b>								0	1	1
Inter-University Conference for Doctoral Studies			1	0	<b>1</b>														1	0	<b>1</b>
School of Graduate Studies			1	1	<b>2</b>				1	2	<b>3</b>								2	3	<b>5</b>
Educational Resource Centre						1	0	<b>1</b>				2	0	<b>2</b>					3	0	<b>3</b>
Sub-Total	1	0	1	10	6	16	1	0	1	22	32	54	2	0	2	3	1	4	39	39	78
GRAND TOTAL	1	0	1	21	14	35	13	5	18	39	82	121	5	3	8	12	15	27	91	120	211

**TABLE 20 : NON-TEACHING STAFF BY SEX, CENTRAL ADMINISTRATION AND SUPPORT UNITS, 2021/2022**

**A. Winneba Campus**

CENTRAL ADMINISTRATION / SUPPORT UNITS	SENIOR MEMBERS						SENIOR STAFF						JUNIOR STAFF						GRAND TOTAL		
	TECHNICAL			NON-TECHNICAL			TECHNICAL			NON-TECHNICAL			TECHNICAL			NON-TECHNICAL			M	F	T
	M	F	T	M	F	T	M	F	T	M	F	T	M	F	T	M	F	T			
Division of Academic Affairs	2	0	2	6	4	10	1	0	1	3	6	9	1	0	1	0	1	1	13	11	24
University Clinic	5	1	6	1	1	2	8	12	20	2	2	4	0	4	4	0	3	3	16	23	39
Directorate of Works and Physical Development	7	2	9	0	1	1	11	0	11	1	0	1	5	0	5	1	0	1	25	3	28
Estate Section	1	0	1				1	1	2	1	0	1	3	0	3	18	15	33	24	16	40
University Farms	1	0	1												3	1	4	4	1	5	
Finance Office	15	4	19	2	0	2	44	28	72	1	3	4	1	0	1	3	0	3	66	35	101
Division of Operations				2	1	3				1	4	5				1	1	2	4	6	10
Grounds/Gardening						1	0	1								14	0	14	15	0	15
Halls of Residence				3	3	6				26	16	42				23	19	42	52	38	90
Health/Sanitation							1	0	1							55	0	55	56	0	56
Internal Audit	12	0	12	1	0	1	15	2	17							0	1	1	28	3	31
University Library	6	3	9	1	0	1	14	14	28	2	0	2	3	4	7	0	1	1	26	22	48
Maintenance Unit							3	0	3				15	0	15				18	0	18
Office for Institutional Advancement				1	0	1				0	1	1							1	1	2
Division of Human Resource				4	3	7				3	5	8	1	0	1	1	1	2	9	9	18
Planning Unit	1	0	1	1	1	2				2	1	3							4	2	6
Pro VC's Office				0	1	1				1	0	1	1	0	1				2	1	3
Division of Publications and Communication				4	0	4	3	0	3	1	5	6	0	1	1	1	1	2	9	7	16
Registrar's Office				3	3	6				10	9	19							13	12	25
Legal Service Office	3	0	3							1	1	2							4	1	5
Security Directorate							22	3	25	1	0	1	77	10	87				100	13	113
Semsa Club House																0	1	1	0	1	1
Students' Affairs				1	0	1													1	0	1
Transport Section							8	0	8	0	1	1	44	0	44				52	1	53
Vice-Chancellor's Office				1	1	2				0	1	1	2	0	2	3	0	3	6	2	8
Procurement Unit	2	1	3				5	4	9	1	2	3							8	7	15
Gender Directorate				0	1	1				0	1	1							0	2	2
ICT Services Directorate	3	0	3	1	0	1	24	0	24	0	1	1				1	0	1	29	1	30
University Printing Press							1	0	1	1	0	1							2	0	2
Records Office																1	1	2	1	1	2
Amalgamated Sports Office							1	0	1	2	0	2							3	0	3
<b>TOTAL</b>	<b>58</b>	<b>11</b>	<b>69</b>	<b>32</b>	<b>20</b>	<b>52</b>	<b>163</b>	<b>64</b>	<b>227</b>	<b>60</b>	<b>59</b>	<b>119</b>	<b>153</b>	<b>19</b>	<b>172</b>	<b>125</b>	<b>46</b>	<b>171</b>	<b>591</b>	<b>219</b>	<b>810</b>

## B. Ajumako Campus

CENTRAL ADMINISTRATION / SUPPORT UNITS	SENIOR MEMBERS						SENIOR STAFF						JUNIOR STAFF						GRAND TOTAL		
	TECHNICAL			NON-TECHNICAL			TECHNICAL			NON-TECHNICAL			TECHNICAL			NON-TECHNICAL			M	F	T
	M	F	T	M	F	T	M	F	T	M	F	T	M	F	T	M	F	T	M	F	T
Clinic	0	1	1				3	2	5				0	4	4				3	7	10
Works and Physical Development Office										1	0	1	4	0	4	4	0	4	9	0	9
Estate Section				1	0	1										1	3	4	2	3	5
Finance Office	2	0	2				6	0	6										8	0	8
Grounds/Gardening																3	0	3	3	0	3
Human Resource Department				1	0	1															
Halls				1	0	1				4	3	7				6	1	7	11	4	15
Internal Audit	0	1	1				1	0	1										1	1	2
International Relations Office																			0	0	0
Library	1	0	1				1	2	3				0	2	2				2	4	6
Maintenance													1	0	1				1	0	1
Principal's Office				1	1	2				0	1	1							1	2	3
Operations																			0	0	0
Academic Affairs				1	0	1													1	0	1
Registrar's Office				1	0	1				0	2	2				2	2	4	3	4	7
registry																			0	0	0
Security							3	0	3				19	0	19				22	0	22
ICT Centre							1	0	1				1	0	1				2	0	2
Transport Section													3	0	3				3	0	3
Procurement Unit	1	0	1																1	0	1
<b>TOTAL</b>	<b>4</b>	<b>2</b>	<b>6</b>	<b>6</b>	<b>1</b>	<b>7</b>	<b>15</b>	<b>4</b>	<b>19</b>	<b>5</b>	<b>6</b>	<b>11</b>	<b>28</b>	<b>6</b>	<b>34</b>	<b>16</b>	<b>6</b>	<b>22</b>	<b>73</b>	<b>25</b>	<b>98</b>

**TABLE 21: STATUS REPORT ON ON-GOING PROJECT AS AT OCTOBER 31, 2022**

### A. Winneba (North Campus)

S/N	Project Name	Description	Funding source	Contract award date	Projected Date of completion	% of Work Done	
1	Construction of University Hospital	2-Storey ultra-morden 100 Bed health facility to serve staff, students and the University's environs.	IGF	October, 2016	December, 2022	83.00%	The project is the stage of finishes and external works
2	Construction of Commercial Centre phase	2-storey facility with installed escalator and lift with shops, banking hall and restaurant.	GUSSS	November, 2016	October, 2022	95.00%	Works are at the finishes stage. Rate review in pending submission for approval
3	Construction of lecturers office complex	5-storey block with lecture rooms and offices for lecturers	ICG	November, 2016	April, 2023	67.00%	Structural framing works are still ongoing
4	Construction of 2000 Bed Hostel Block (Site 3)	6-Storey residential facility for students. Facility includes student rooms with balcony and washrooms, JCR and commercial shops.	GUSSS	November, 2016	May, 2023	54.50%	Structural framing works are still ongoing
5	Construction of 2000 Bed Hostel Block (Site 1)	6-Storey residential facility for students. Facility includes student rooms with balcony and washrooms, JCR and commercial shops.	GUSSS	January, 2017	May, 2023	53.00%	Finishing works are ongoing in blocks A2, B2, C2 and C3. Structural works ongoing in other blocks
6	Construction of School of Graduate Studies Block	4-storey facility with offices, workstations and seminar rooms for the School of Graduate Studies	IGF	July, 2021	June, 2023	13.40%	Structural works are ongoing at the Ground Floor.

## B. Ajumako Campus

S/N	PROJECT PARTICULARS			PROJECT SCHEDULES			REMARKS
	Project Name	Description	Funding source	Contract award date	Projected Date of completion	% of Work Done	
1	Construction of Faculty Block at Ajumako	3-Storey block inclusive of lecture hall, lecturers offices other facilities	GETFund	July, 2021	December, 2022	82.00%	First phase has been completed and handed over. Works are at the next phase of the project.

## CoDeL Study Centres

S/N	Project Name	Description	Funding source	Contract award date	Projected Date of completion	% of Work Done	
1	Construction of 3-storey building at Cape Coast	A 3-storey block to provided offices and lecture halls, internet cafe, library and ancillary facilities	IGF	February, 2013	June, 2022	90.00%	Project has stalled. Project is at the stage of external works
2	Construction of 3-storey building at Kumasi	A 3-storey block to provided offices and lecture halls, internet cafe, library and ancillary facilities	IGF	August, 2012	June, 2022	86.00%	Project has stalled. Project is at the stage of external works and finishes
3	Construction of Study Centre at Accra	A 2-storey block to provided offices and lecture halls and ancillary facilities	IGF	December, 2016	April, 2022	80.00%	Works are at the finishes stage
4	Construction of 2-storey building at Koforidua-Kukurantumi	A 2-storey block to provided offices and lecture halls, internet cafe, library and ancillary facilities	IGF	February, 2013	December, 2022	68.00%	Project has stalled. Finishes and external works are outstanding

**TABLE 22: FACILITIES AT THE LIBRARY (AS AT OCTOBER 31, 2022)**

## A. Winneba Campus

SERVICES	QUANTITY AS AT OCTOBER 31, 2021	QUANTITY AS AT OCTOBER 31, 2022	AVAILABLE AS AT OCTOBER 31, 2022	ACCESSIBILITY	HOURS PER WEEK	REMARKS
Books	133,894	134,669	134,669	Univ. Community and Public during opening hours of the Library	96	-
Serial Titles	962	988	988	Univ. Community and Public during opening hours of the Library	96	-
Journal Titles	546	690	690	Univ. Community and Public during opening hours of the Library	96	-
Online Journals	1,557,950+	1,635,847+	1,635,847+	Univ. Community and Public	168	24/7
Online Databases	48	48	48	Univ. Community and Public	168	24/7
WINNOPAC	1	1	1	Univ. Community and Public	168	24/7
Electronic Books	1	1	1	Univ. Community and Public	168	24/7
Compact Disks	174	174	174	Univ. Community and Public during opening hours of the Library	96	-
Photocopier	2	5	5	Univ. Community and Public during opening hours of the Library	96	-
Internet Access Points (WiFi)	950	950	950	Univ. Community and Public	168	24/7
Internet Access Points (Cable Slots)	180	180	180	Univ. Community and Public	96	-
Catalogue Cabinets	41	41	41	Univ. Community and Public during opening hours of the Library	96	-
Braille Embossers	2	2	2	Univ. Community and Public	96	-
Perkins Brailers	5	5	5	Univ. Community and Public	96	-
Desktop Magnifier	1	1	1	Univ. Community and Public	96	-



## B. Ajumako Campus

SERVICES	QUANTITY AS AT OCTOBER 31, 2021	QUANTITY AS AT OCTOBER 31, 2022	AVAILABLE AS AT OCTOBER 31, 2022	ACCESSIBILITY	HOURS PER WEEK	REMARKS
Books	3,155	3,302	3,302	Univ. Community and Public during opening hours of the Library	84	-
Serial Titles	44	47	47	Univ. Community and Public during opening hours of the Library	84	-
Journal Titles	136	137	137	Univ. Community and Public during opening hours of the Library	84	-
Online Journals	1,557,950+	1,635,847+	1,635,847+	Univ. Community and Public	168	24/7
Online Databases	48	48	48	Univ. Community and Public	168	24/7
WINNOPAC	1	1	1	Univ. Community and Public	168	24/7
Electronic Books	1	1	1	Univ. Community and Public	168	24/7
Compact Disks	-	-	-	-	-	-
Photocopier	1	2	2	Univ. Community and Public during opening hours of the Library	84	-
Internet Access Points (WIFI)	150	150	150	Univ. Community and Public	168	24/7
Internet Access Points (Cable Slots)	6	8	8	Univ. Community and Public	84	-
Catalogue Cabinets	-	-	-	-	-	-



Please scan QR Codes to access  
Basic Statistics on UEW website

**UNIVERSITY OF EDUCATION, WINNEBA**  
**PLANNING UNIT**  
P. O. BOX 25, WINNEBA  
TEL.: 0202041152

---

DESIGNED BY THE DEPARTMENT OF PUBLISHING & WEB DEVELOPMENT,UEW